



AGILI

102

SHEEP RAPID EXIT MILKING SYSTEM



MILKING EFFICIENCY WITH MAXIMUM FLOW



IMPROVE YOUR MILKING PERFORMANCE AND THROUGHPUT WITH THE AGILI SHEEP RAPID EXIT MILKING SOLUTION and grow the value of your dairy



Designed to keep you milking, and your sheep moving.

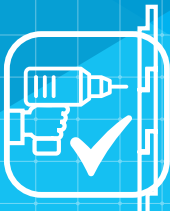
Designed for commercial sheep farming the AGILI Sheep Rapid Exit Milking Solution has been designed to provide you with a cost-effective, simple, and robust system to provide you with improved milking efficiency and sheep flow. The system can be easily installed as a new system, or can be adapted into an existing bovine Herringbone or In-line parlour.

With a self-indexing gate system that allocates the sheep into their individual stalls automatically, the AGILI Sheep Rapid Exit Milking Solution provides an easy and fast way to load your animals into the milking system. The system can also be customised so the operator can allow for split-row release to minimise exiting time from a central console.

The AGILI Sheep Rapid Exit Milking Solution also features integrated feed bins to support and maintain animal health. Constructed with an unparalleled build quality to ensure many years of trouble-free operation, the system allows you to add on Waikato Milking Systems ECR-S automatic cup remover technology to elevate your dairy's overall performance and productivity, and to further reduce labour time in the parlour.



Robust, simple design to maximise sheep flow and milking efficiency with a self-indexing gate system



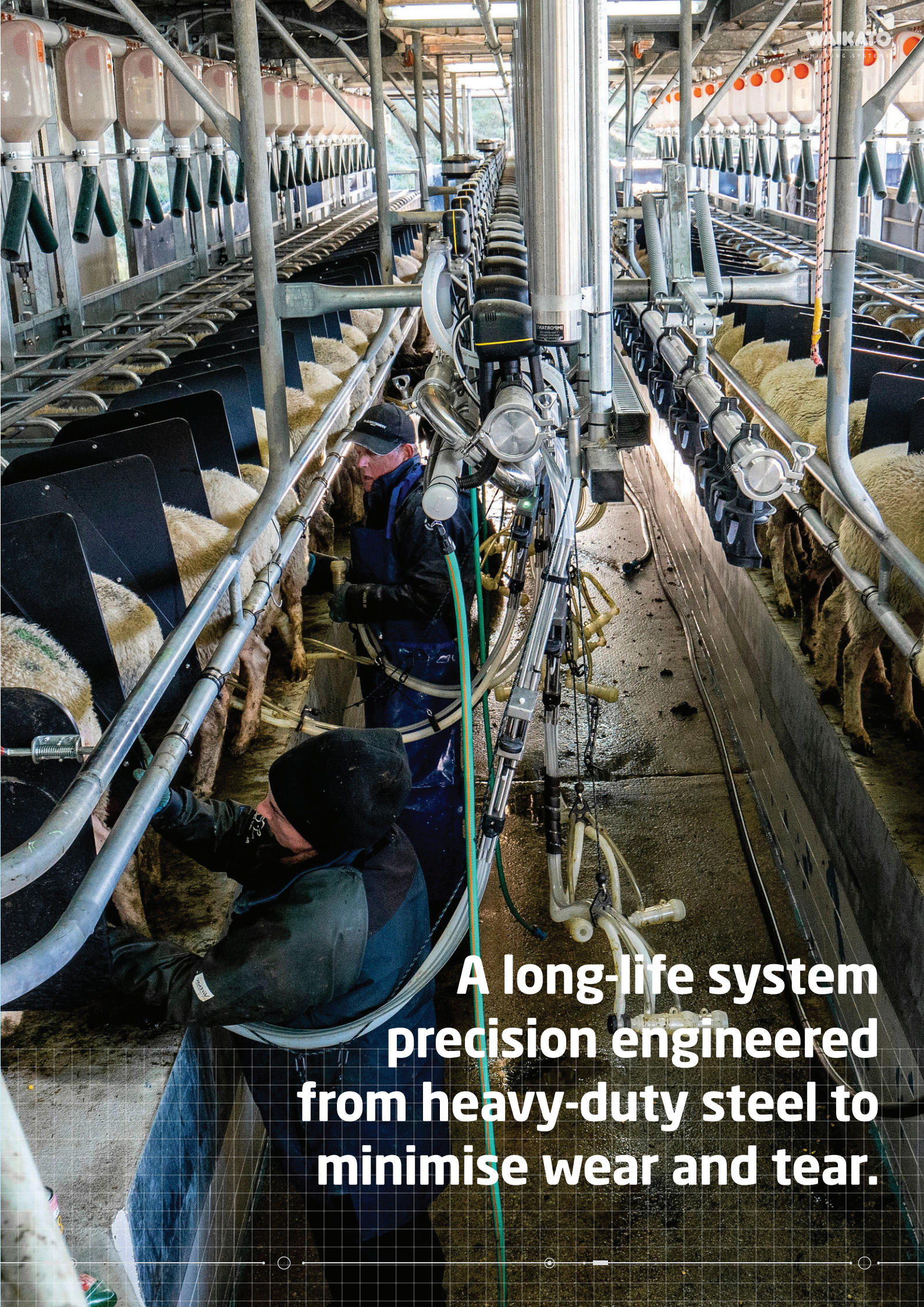
Easily installed as a new parlour or into a converted bovine Herringbone / In-line style parlour



Integrated, tilting feed bins allow for easy cleaning



Unique design allows for split-row release for best animal flow



**A long-life system
precision engineered
from heavy-duty steel to
minimise wear and tear.**

A long-life system, that makes milking easier.

The AGILI Sheep Rapid Exit Milking Solution has been designed from the ground up to provide you with a simple and robust system that will stand the test of time, while allowing you to improve your milking efficiency and throughput.



The capability to maximise your sheep flow and milking efficiency

The AGILI Sheep Rapid Exit Milking Solution maximises your throughput with its self-indexing gate system and split-row release option. As the sheep enter the milking parlour in single file from outside the shed, they are managed into their bails automatically with a self-indexing gate system that ensures only one animal can enter a bail at a time. Once the lead sheep turns to enter the first open bail, it triggers the gate of the neighbouring bail to open, allowing the next sheep to enter. This process continues until all of the stalls are occupied - making it an easy and fast way to load animals into the individual stall.

Once milking is complete and the animals are ready to leave the parlour, the operator activates the Rapid Exit gate to release the sheep. The vertical lift Rapid Exit gates allow all sheep to exit the stalling at the same time within seconds. The next row of animals can be loaded immediately.

The exit gates operate smoothly, quickly and quietly, adding to a relaxed working environment. The solid chain-drive uses a pneumatic compressed air system which requires minimal maintenance for long lasting and reliable performance.



Easily installed, and easily adapted.

The AGILI Sheep Rapid Exit Milking Solution can be easily installed on-site as a new system or can be adapted into an existing bovine Herringbone or In-line parlour for a cost-effective milking system.

The system can be configured in bail sizes of eight, up to 128, to suit the size of your farm and milking requirements.



Integrated stainless steel feed bins

The AGILI Sheep Rapid Exit Milking Solution features long-lasting stainless steel feed bins for enticement /supplement feeding that are integrated into the milking system, rather than as attachments.

The stainless steel feed bins are hygienic, and easy to wash and maintain - and can't be chewed or damaged by the animals like plastic alternatives. The feed bins are hinged so they tip forward for easy cleaning. NB: the feed system is not included. Any third party feed system will work with our system.

Once the gate is in the up position, the feed bins sit underneath the feed outlet and the operator can decide to refill the bins for the next group of animals before the gate is moved back into the down position.



A unique design with split-row release

The AGILI Sheep Rapid Exit Milking Solution can be customised so the Rapid Exit gate can be used in two sections, providing the operator with split-row release to maximise sheep flow.

By releasing some of the animals, while keeping others in their bails, the operator can stagger their exit to clear the exit lanes when milking a large group of animals, or to make it more efficient if there are narrow exit lanes out of the parlour.

Choose a system to suit your budget and productivity requirements



The AGILI Sheep Rapid Exit Milking Solution is available in two options; The Herringbone Swing Over Mid-Line system, and the Double Up Mid-Line system.

Swing Over Mid-Line system

The cost-effective Swing Over Mid-Line system is ideally suited to small to medium-sized sheep farms and features the milking cups running through the centre of the milking parlour. With a small footprint, the efficient system is easy to use and comfortable for both the operator and the animals during milking time.

The system can be configured in bail sizes of eight, up to 64, to suit the size of your farm and milking requirements.

The Swing Over Mid-Line system is engineered with precision, using heavy-duty galvanised steel for stallwork to ensure a long-life system that minimises wear and tear.

The system also allows you to add on Waikato Milking Systems ECR-S automatic cup remover technology to elevate your dairy's overall performance and productivity, and to further reduce labour time in the parlour.



A cost effective system that is easy-to-use and comfortable for the operator and animals



Precision engineered with heavy duty galvanised steel for longevity, and to minimise wear and tear



Up to 64 bails

Double Up Mid-Line system

The highly-efficient Double Up Mid-Line system is ideally suited to small to large-sized sheep farms and features the milking cups running on both sides of the milking parlour. The major advantage of this system is its superior cluster alignment improving milking speed.

The Double Up Mid-Line system allows the operator(s) to milk the same number of animals on each side of the parlour at once, rather than one side at a time. This means there is less distance for the operator to cover to cup the sheep, and makes it easier to maintain oversight of the entire milking operation.

With a much smaller footprint, the system can be configured in bail sizes of eight, up to 128, to suit the size of your farm and milking requirements.

The system also allows you to add on Waikato Milking Systems ECR-S automatic cup remover technology to elevate your dairy's overall performance and productivity, and to further reduce labour time in the parlour.



A highly efficient system with superior cluster alignment increases hourly throughput by up to 30%

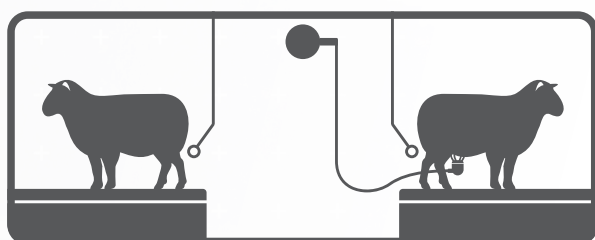


Allows you to milk the same number of animals on each side of the parlour, and maintain oversight of the entire milking operation

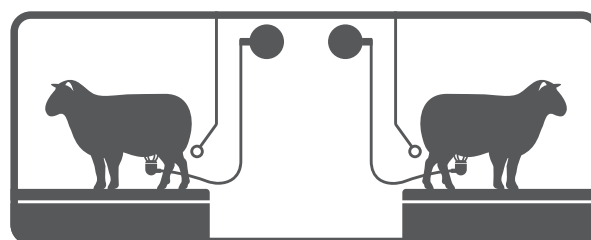


Up to 128 bails

Diagrams showing the two different systems



Swing Over Mid-Line System



Double Up Mid-Line System

An integrated, long-life system for efficient milking

The AGILI Sheep Rapid Exit Milking Solution is user-friendly and includes everything you need in your system to milk efficiently while maximising your sheep flow.

WHAT'S INCLUDED | IN YOUR SYSTEM:

- Index stalling with pivoting stall entry gates
- Vertical lift rapid exit gates
- Integrated tiltable feed bins
- Pneumatic rams and controls
- Entry gate



WHAT YOU CAN ADD | TO YOUR SYSTEM:

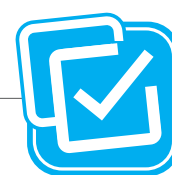
- Split exit gates for improved flow
- Automation of entry gate



Customise your plant for even greater efficiencies


The AGILI Sheep Rapid Exit Milking Solution allows you to add from our range of optional comports to achieve greater efficiencies, productivity and performance.

WHAT'S INCLUDED | IN YOUR PLANT:



- Milk line - Swing over system
- Waikato Sheep Cluster (with Automatic Shut Off)
- Silicone Sheep Liner
- Silicone Milk Tube
- SmartPULS (standard entry option)
- Filtered Air
- Receiver and Sanitary Trap
- Milk Pump
- Milk Pump VSD (SmartDRIVE)
- Auto Drains
- Milk Filters
- Plate Heat Exchangers
- Milk Delivery Lines
- Wash Water Return System
- Stainless Steel wash Tub
- Jetter Wash Lines
- Air Injector
- SR Cluster Washer
- Vacumm Pump
- Vacuum Pump VSD (SmartDRIVE)
- Main Air Lines

WHAT YOU CAN ADD | TO YOUR PLANT:



- Milk Line - Loop line systsem
- Loop Line Valve (standard as part of Loop line)
- SmartWASH (include info about Chemical Dosing Pump)
- Loop line Vavle Automation
- Remote Plant Controller
- AutoDose
- Milk Recovery
- Second Vat Delivery
- Swing Down Cluster Wash System

Increase your productivity and performance by adding automation technologies

The AGILI Sheep Rapid Exit Milking Solution allows you to add from our range of dairy automation technologies to increase your productivity and performance even further. The automation technologies integrate seamlessly with AGILI to provide you with reliability and efficiency - and the ability to future-proof your dairy.

MILKING AUTOMATION YOU CAN ADD:

ECR-S Automatic Cup Removers

- Take Off Delay
- Retraction Speed control
- Short milking alert
- Waterproof User Switch
- Fast and easy parameter adjustments

Global Parameter Change (MCU)

- Integrated Pulsation



Future-proof your dairy with automation that integrates seamlessly



Automation to enable you to milk faster and more efficiently, while reducing your labour to increase parlour productivity



Create a more enjoyable and efficient working environment, so you can spend less time milking and more time out of the milking parlour

PROJECT PROFILE: GREEN PARK SHEEP | TE AWAMUTU | NEW ZEALAND

Dairy sheep venture helps family achieve its diversification plan

Waikato dairy farmers Paul and Dianne White were looking for an opportunity for their sons, Brad and Kieran, to enter the farming industry.

They wanted to diversify from the dairy and drystock operation as part of their family succession plan. "We looked at what opportunities were available and then we discovered dairy sheep milking," Paul said.

The couple visited several sheep milking and breeding properties and then purchased a property between Ōtorohanga and Te Awamutu to convert to sheep dairy. They signed a contract with Maui Milk to supply.

They had a 44 aside Waikato Milking Systems plant built by dealer, Qubik, on their home dairy, so they engaged the two companies to plan a Rapid Exit System for the new sheep dairy.

Waikato Milking Systems Small Ruminants Specialist Andy Geissmann led the project to convert an existing 18 aside Herringbone cow parlour, to a 40 aside Agili Rapid Exit Sheep Milking System, the first of its kind for the company.

The existing building was kept but new plant equipment and technology installed. The property, now called Green Park Sheep, is stocked with 850 sheep with room to move up to 1200.

"With Andy's help, we're getting about 500 through an hour. In the near future, I reckon we'll get it down to just two people milking."

Technology on the plant to improve efficiency included the Milking Control Unit which automatically removes the clusters while a self-indexing gate quickly loads the sheep into the rotary.



“*Get involved with people you can rely on. The build, from Qubik through to Waikato Milking Systems, all went to plan even with COVID-19 disruptions.*”

“

Paul White
Green Park Sheep

The Rapid Exit Gate maximises throughput. It uses a pneumatic system to lift and close quickly, quietly and safely. The gate on the Green Park Sheep plant is in two sections, so the operator can release some of the animals, while keeping others in their bails if needed.

The new plant was commissioned in September 2020. Kieran and Brad manage the property now and Paul works in an advisory role.

Paul had some advice for others thinking of the move to dairy sheep.

“Do your planning well first because that will take away the stress later on.

“Get involved with people you can rely on. The build, from Qubik, through to Waikato Milking Systems, all went to plan even with the disruptions of Covid-19.”

PROJECT PROFILE:

Parlour:

40 aside AGILI Sheep Rapid Exit Milking System

Herd size: 850 sheep

Key technologies:

- MCU - Milking Control Unit
- SmartCONTROL
- User Switch

Commissioned: 2020

[SEE MORE IMAGES ON OUR WEBSITE](#)



GLOBAL HEADQUARTERS

T: +64 7 849 8755 **F:** +64 7 849 5923

29 Innovation Way | Northgate Business Park, Horotiu | Hamilton, New Zealand

PO Box 20325, Hamilton 3241 | New Zealand | customerservice@waikatomilking.com

AUSTRALIAN OFFICE

G11/61 Mackenzie Street, Melbourne, VIC 3000

customerservice@waikatomilking.com

UK OFFICE

JB Wheaton & Sons Ltd, Chard Junction, Somerset, TA20 4QN

customerservice@waikatomilking.com

IRELAND OFFICE

Waikato Milking Systems Ireland Limited, Glenmaquin, Letterkenny, Co Donegal, F92X8C1

customerservice@waikatomilking.com

USA OFFICE

Waikato Milking Systems USA

275 Investment Court, Verona, Wisconsin 53593, USA

Phone toll free: +1. 866 648 6455

CHINA OFFICE

Waikato Milking Systems China

No., Room 315, Third floor of Zhongtai International.

269 Fuyupo Village, Sanjianfang Township,

Chaoyang District, Beijing

customerservice@waikatomilking.com

waikatomilking.com



Growing the value of dairy