



2016

PRODUCT & SUPPLY CATALOG

WAIKATO®

MILKING SYSTEMS

waikatomilking.com

866.648.6455

Cover art by Larry Schultz.



Welcome to the 2016 Waikato Milking System USA, Ltd. Parts and Supplies Catalog

We are very happy with the progress WMS-USA has made since opening our doors in Janesville back in 2008, and equally excited for what the future holds. None of this would be possible without customers like you who choose to partner with us for your equipment needs.

Our first catalog in 2010 had only 48 pages and few part photos. This one has 130 pages including 38 pages of parts breakdowns to help you find those important repair parts. Browse through this catalog and note the many new items we offer.

I would personally like to thank all of you who have worked closely in the past years and to welcome those who will be working with us in the many years to come! Our success only comes from the trust you, the professional dairy equipment dealers, place in us. We understand that you need a supply source that can provide your company with high quality items at a reasonable cost in a timely manner, and we strive to be that business partner.

Take note of the photo above of the world's first Centrus 84 rotary parlor, currently being installed in Michigan. Listen for more about this and other innovative products sold and serviced by full-line Waikato dealers across the US and Canada

Lee Zoellner, Sales Manager

Cover portrait "Always Giving"

Larry Schultz is the artist of the portrait featured on our cover. Those of you who have attended the World Dairy Expo, are probably not strangers to Larry and his paintings as he exhibits there every year and has been selected as their featured artist several times. Larry lives just down the road near Milton, Wisconsin.

Contact Larry Schultz at **608.868.3996** or email **larry@larryschultzartist.com** and mention Waikato Milking

Systems to get the best price on this special moment-in-time image.

For more information or to view Larry's collection, visit **www.larryschultzartist.com**.



VACUUM SYSTEMS

Complete inventory of parts and accessories to fit, improve or replace most manufactures vacuum systems.

MILKLINES, FITTINGS AND STAINLESS STEEL TUBE

All sizes, shapes and specific fittings and parts necessary to assemble or repair your system.

MILKHOUSE

Supplies, accessories and complete milkhouse parts and equipment.

PARLOR

On the job supplies, accessories and new technology for the parlor.

AUTOMATION

Technology and equipment to improve your operations efficiency and performance.

PARTS


Exploded views of intregal parts to better understand the exact part needed.





Lined area for notes, consisting of multiple horizontal lines.

Waikato Blower Pumps by Gardner Denver



Waikato blower pumps are manufactured by Gardner Denver. These are the Model R vacuum timed units designed especially for vacuum applications. As a result of this special timing these pumps should not be run backward. Vacuum timed pumps will produce more CFM per horsepower and be more efficient than “off the shelf” blower pumps.



SUTORBILT PUMP KITS

These pump kits consist of pump, stand, pump pulley kit, baffled silencer, oil, and flush and vacuum tap kit. Items not included but also required are motor, motor pulley kit, pre-filter and check valve. All Waikato blower pump kits use the Dual Splash Lubricated (DSL) pumps.

| | | | |
|----------|-----------------------------|----------|-------------------------------|
| 81100146 | PUMP KIT-3H VACUUM-VERTICAL | 81100078 | PUMP KIT-4H VACUUM-HORIZONTAL |
| 81100073 | PUMP KIT-4H VACUUM-VERTICAL | 81100079 | PUMP KIT-4M VACUUM-HORIZONTAL |
| 81100074 | PUMP KIT-4M VACUUM-VERTICAL | 81100080 | PUMP KIT-5H VACUUM-HORIZONTAL |
| 81100075 | PUMP KIT-5H VACUUM-VERTICAL | | |
| 81100076 | PUMP KIT-5M VACUUM-VERTICAL | | |
| 81100077 | PUMP KIT-6M VACUUM-VERTICAL | | |

| Model | HP | CFM | RPM | port size | pump pulley | pump shaft size | motor pulley | motor shaft size | belt size vert. | belt size horiz. | weight pump only |
|-------|-----|-----|------|-----------|-------------|-----------------|--------------|------------------|-----------------|------------------|------------------|
| 3H | 5 | 55 | 2880 | 1.25" | 5.0" | 3/4" | 8.0" | 1-1/8" | B56 | xxxx | 88 |
| 4H | 5 | 50 | 2230 | 1.5" | 5.0" | 7/8" | 6.2" | 1-1/8" | B64 | B60 | 115 |
| 4H | 7.5 | 70 | 2880 | 1.5" | 5.0" | 7/8" | 8.0" | 1-3/8" | B64 | B64 | 115 |
| 4M | 7.5 | 70 | 2000 | 2.5" | 5.4" | 7/8" | 6.2" | 1-3/8" | B62 | B62 | 140 |
| 4M | 10 | 100 | 2330 | 2.5" | 5.4" | 7/8" | 7.0" | 1-3/8" | B66 | B64 | 140 |
| 5H | 7.5 | 70 | 1570 | 2.5" | 6.2" | 1-1/8" | 5.4" | 1-3/8" | B64 | B60 | 210 |
| 5H | 10 | 100 | 2030 | 2.5" | 6.2" | 1-1/8" | 7.0" | 1-3/8" | B67 | B64 | 210 |
| 5M | 15 | 155 | 2115 | 4.0" | 8.0" | 1-1/8" | 9.4" | 1-5/8" | B73 | xxxx | 240 |
| 5M | 20 | 200 | 2475 | 4.0" | 8.0" | 1-1/8" | 11.0" | 1-5/8" | B75 | xxxx | 240 |
| 6M | 25 | 235 | 1800 | 5.0" | 8.0" | 1-3/8" | 8.0" | 1-7/8" | B70 (3) | xxxx | 370 |
| 6M | 30 | 295 | 2115 | 5.0" | 8.0" | 1-3/8" | 9.4" | 1-7/8" | B77 (3) | xxxx | 370 |



HORIZONTAL PUMP HEAD ONLY*

| | |
|----------|--------------------------------|
| 81100130 | PUMP-3H-R SERIES-HORZ-DUAL SPL |
| 81100060 | PUMP-4H-R SERIES-HORZ-DUAL SPL |
| 81100061 | PUMP-4M-R SERIES-HORZ-DUAL SPL |
| 81100062 | PUMP-5H-R SERIES-HORZ-DUAL SPL |
| 81100063 | PUMP-5M-R SERIES-HORZ-DUAL SPL |
| 81100064 | PUMP-6M-R SERIES-HORZ-DUAL SPL |



VERTICAL PUMP HEAD ONLY*

| | |
|----------|--------------------------------|
| 81100145 | PUMP-3M-R SERIES-VERT-DUAL SPL |
| 81100065 | PUMP-4H-R SERIES-VERT-DUAL SPL |
| 81100066 | PUMP-5H-R SERIES-VERT-DUAL SPL |
| 81100067 | PUMP-5M-R SERIES-VERT-DUAL SPL |

*Special Order Only

*Normally Stocked

Stands



| | |
|----------|------------------------------|
| 81130003 | STAND-VERT-HD-4H, 4M, 5H, 5M |
| 81130012 | STAND-VERT-HD-6M |



| | |
|----------|---------------------------|
| 81130004 | STAND-VERT-MULTI-PURPOSE* |
|----------|---------------------------|

*Multi-purpose stands fit Masport and most other brands of pumps.



| | |
|----------|--------------------------|
| 81130005 | STAND-HORZ-HD |
| 81130011 | LEGS-MULTI-PURPOSE STAND |



| | |
|----------|---------------------------|
| 81130009 | STAND-HORZ-MULTI-PURPOSE* |
| 81130010 | LEGS - HORIZONTAL STAND |

*Multi-purpose stands fit Masport and most other brands of pumps.

Motor Pulley Kits



| | |
|----------|----------------------------------|
| 81120061 | MOTOR PULLEY KIT-4H W/5HP-VERT |
| 81120062 | MOTOR PULLEY KIT-4H W/7.5HP-VERT |
| 81120063 | MOTOR PULLEY KIT-4M W/7.5HP-VERT |
| 81120064 | MOTOR PULLEY KIT-4M W/10HP-VERT |
| 81120065 | MOTOR PULLEY KIT-5H W/7.5HP-VERT |
| 81120066 | MOTOR PULLEY KIT-5H W/10HP-VERT |
| 81120067 | MOTOR PULLEY KIT-5M W/15HP-VERT |
| 81120068 | MOTOR PULLEY KIT-5M W/20HP-VERT |
| 81120069 | MOTOR PULLEY KIT-6M W/25HP-VERT |
| 81120070 | MOTOR PULLEY KIT-6M W/30HP-VERT |

| | |
|----------|----------------------------------|
| 81120071 | MOTOR PULLEY KIT-4H W/5HP-HORZ |
| 81120072 | MOTOR PULLEY KIT-4H W/7.5HP-HORZ |
| 81120073 | MOTOR PULLEY KIT-4M W/7.5HP-HORZ |
| 81120074 | MOTOR PULLEY KIT-4M W/10HP-HORZ |
| 81120075 | MOTOR PULLEY KIT-5H W/7.5HP-HORZ |
| 81120076 | MOTOR PULLEY KIT-5H W/10HP-HORZ |

Pump Pulley Kits



| | |
|----------|--------------------------------|
| 81120077 | PUMP PULLEY KIT-4H W/ 5/7.5HP |
| 81120078 | PUMP PULLEY KIT-4M W/ 7.5/10HP |
| 81120079 | PUMP PULLEY KIT-5H W/ 7.5/10HP |
| 81120080 | PUMP PULLEY KIT-5M W/ 15/20HP |
| 81120081 | PUMP PULLEY KIT-6M W/ 25/30HP |

*Included in Blower Pump Kits

Flex Coupling



| | |
|----------|-------------------------------|
| 81160015 | COUPLING ASSMB-2.5"-HIGH TEMP |
| 81160016 | COUPLING ASSMB-4"-HIGH TEMP |
| 81160021 | TUBE-RUBBER-2.5" FLEX |
| 81160022 | TUBE-RUBBER-4" FLEX |

Pipe Fittings



GALVANIZED NPT NIPPLES

| | |
|----------|---------------------------------|
| 81160032 | NIPPLE-1.25" NPT X 3" LNG-GALV |
| 81160009 | NIPPLE-1.5" NPT X 2" LNG-GALV |
| 81160010 | NIPPLE-1.5" NPT X 3.5" LNG-GALV |
| 81160024 | NIPPLE-2.5" NPT X 4" LNG-GALV |
| 81160011 | NIPPLE-2.5" NPT X 6" LNG-GALV |
| 81160029 | NIPPLE-3" NPT X 4" LNG-GALV |
| 81160012 | NIPPLE-4" NPT X 6" LNG-GALV |
| 81160025 | NIPPLE-5" NPT X 5" LNG-GALV |

STAINLESS STEEL NPT NIPPLES

| | |
|----------|-----------------------------|
| 81160037 | NIPPLE-1.5" NPT X 6" LNG-SS |
| 81160036 | NIPPLE-2" NPT X 6" LNG-SS |
| 81160035 | NIPPLE-2.5" NPT X 6" LNG-SS |
| 81160038 | NIPPLE-3" NPT X 6" LNG-SS |
| 81160039 | NIPPLE-4" NPT X 6" LNG-SS |



| | |
|----------|--------------------------------|
| 81160013 | BUSHING-2" X 1.5" NPT-HEX-GALV |
| 81160014 | BUSHING-3" X 2.5" NPT-HEX-GALV |
| 81160030 | ELBOW-1-1/2" X 90 NPT-GALV |
| 81160017 | ELBOW-2" X 90 NPT-GALV |
| 81160018 | ELBOW-2.5" X 90 NPT-GALV |
| 81160019 | ELBOW-3" X 90 NPT-GALV |
| 81160020 | ELBOW-4" X 90 NPT-GALV |
| 81160026 | ELBOW-5" X 90 NPT-GALV |
| 81160033 | REDUCER-1.5" X 1.25" NPT-GALV |
| 81160023 | REDUCER-2.5" X 1.5" NPT-GALV |
| 81160028 | UNION-2"NPT |

Silencers



| | |
|----------|---------------------------------|
| 81160008 | SILENCER - 1.5" NPT - BAFFLED |
| 81160007 | SILENCER - 2" NPT - BAFFLED |
| 81160000 | SILENCER - 2.5" NPT - BAFFLED |
| 81160002 | SILENCER - 3" NPT - BAFFLED |
| 81160003 | SILENCER - 4" NPT - BAFFLED |
| 81160006 | SILENCER - 5" NPT - BAFFLED |
| 81160027 | SILENCER - 5" FLANGED - BAFFLED |
| 81160031 | SILENCER - 6" FLANGED - BAFFLED |
| 81160034 | SILENCER - 6" FLANGED - SU5 |



| | |
|----------|------------------------------|
| 81160001 | SILENCER - 2.5" NPT - PACKED |
| 81160004 | SILENCER - 4" NPT - PACKED |
| 81160005 | SILENCER - 5" FLANGED |

Rubber Couplings



| | |
|----------|---------------------------------------|
| 81210040 | COUPLING - RUBBER - 3" PIPE X 4" - SS |
|----------|---------------------------------------|



| | |
|----------|-----------------------------|
| 81210037 | COUPLING - RUBBER - 3" PIPE |
| 81210038 | COUPLING - RUBBER - 4" PIPE |

Masport Pump Kits



Masport has been one of the most respected names in the dairy industry. Dairymen around the world have come to rely on the durability and efficiency of Masport vacuum pumps. Don't settle for unproven design. Insist upon genuine Masport pumps and Masport repair parts.

PUMP ONLY:

| | |
|----------|--------------------------|
| 81100059 | PUMP-VACUUM-M2 MASPORT |
| 81100008 | PUMP-VACUUM-M3 MASPORT |
| 81100009 | PUMP-VACUUM-M4 MASPORT |
| 81100010 | PUMP-VACUUM-M5 MASPORT |
| 81100011 | PUMP-VACUUM-M7.5-MASPORT |

***REFER TO PAGE 124 FOR PARTS BREAKDOWN.**



Vertical Kits include: pump, stand, oil reclaimer, belts, pulleys and bushings. Also required but not included are motor, pre-air filter and balance tank.

VERTICAL PUMP KITS:

| | | | |
|----------|-----------------|----------|-------------------|
| 81100086 | M3 - 3 HP Kit | 81100090 | M5 - 5 HP Kit |
| 81100087 | M3 - 5 HP Kit | 81100091 | M5 - 7.5 HP Kit |
| 81100088 | M4 - 5 HP Kit | 81100092 | M7.5 - 7.5 HP Kit |
| 81100089 | M4 - 7.5 HP Kit | 81100093 | M7.5 - 10 HP Kit |

Horizontal Kits include: pump, stand, oiler, belts, pulleys, bushings, stand legs and balance tank.

HORIZONTAL PUMP KITS:

| | |
|----------|--------------------------|
| 81100102 | M2 - 2 HP Kit w/Motor |
| 81100103 | M2 - 2 HP Kit LESS Motor |
| 81100101 | M3 - 3 HP Kit w/Motor |
| 81100104 | M3 - 3 HP Kit LESS Motor |

| Model | kit part # | hp | cfm | rpm | port size | pump pulley | pump shaft size | motor pulley | motor shaft size | belt size* | weight pump only |
|-------|------------|-----|-----|------|-----------|-------------|-----------------|--------------|------------------|------------|------------------|
| M2 | 81100102 | 2 | 25 | 1130 | 1.5" | 6.2" | 25mm | 4.0" | 7/8" | B52 | 65 |
| M3 | 81100086 | 3 | 38 | 1225 | 1.5" | 6.8" | 25mm | 4.6" | 1-1/8" | B56 | 64 |
| M3 | 81100087 | 5 | 56 | 1750 | 1.5" | 6.8" | 25mm | 6.8" | 1-1/8" | B58 | 64 |
| M4 | 81100088 | 5 | 66 | 1225 | 2.0" | 8.0" | 28mm | 5.6" | 1-1/8" | B52 | 144 |
| M4 | 81100089 | 7.5 | 80 | 1400 | 2.0" | 8.0" | 28mm | 6.4" | 1-1/8", 1-3/8" | B52 | 144 |
| M5 | 81100090 | 5 | 57 | 1025 | 2.0" | 9.4" | 30mm | 5.4" | 1-1/8" | B56 | 108 |
| M5 | 81100091 | 7.5 | 75 | 1350 | 2.0" | 9.4" | 30mm | 6.6" | 1-1/8", 1-3/8" | B56 | 108 |
| M7.5 | 81100092 | 7.5 | 85 | 1025 | 2.0" | 9.4" | 30mm | 5.4" | 1-1/8", 1-3/8" | B56 | 136 |
| M7.5 | 81100093 | 10 | 106 | 1350 | 2.0" | 9.4" | 30mm | 6.6" | 1-3/8" | B58 | 136 |

*Belt sizes for Vertical Pump Kits.

Portable Pump



81100096 PUMP-PORTABLE-ASSEMBLY-1 HP

This portable vacuum supplier comes complete with 1 hp motor, 20 ft. cord, regulator, gauge, balance tank, lubrication system and stallcocks. It comes mounted on a convenient portable cart and will supply vacuum for 1 or 2 bucket milkers.

Gardner Denver Pump Repair Parts



| | |
|----------|----------------------------------|
| 81100046 | KIT - OVERHAUL-4"-P SERIES-GRS/S |
| 81100047 | KIT - OVERHAUL-5"-P SERIES-GRS/S |
| 81100098 | KIT - OVERHAUL-6"-P SERIES-GRS/S |
| 81100121 | KIT - OVERHAUL-4"-R SERIES-GRS/S |
| 81100123 | KIT - OVERHAUL-5"-R SERIES-GRS/S |
| 81100125 | KIT - OVERHAUL-6"-R SERIES-GRS/S |
| 81100122 | KIT - OVERHAUL-4"-R SERIES-DSL |
| 81100124 | KIT - OVERHAUL-5"-R SERIES-DSL |
| 81100126 | KIT - OVERHAUL-6"-R SERIES-DSL |
| 81100035 | BEARING - BALL - 5H/5M PUMP |
| 81100039 | BEARING - ROLLER - 5H/5M PUMP |
| 81100051 | SEAL - OIL - 5H/5M PUMP |
| 81100056 | LIP SEAL - OIL - 5H/5M PUMP |
| 81100041 | GASKET-GEAR CASE-5H/5M PUMP |
| 81100085 | SHIM-IMPELLER CASE-5H/5M PUMP |



| | |
|----------|----------------------------------|
| 81100055 | SIGHT GLASS-OIL LEVEL-4H/5H PUMP |
| 81100094 | SIGHT GLASS-OIL LEVEL-6M PUMP |
| 81100050 | PLUG - VENT - 4 & 5 - P SERIES |
| 81100095 | PLUG - VENT - 6 - P SERIES |
| 81100128 | PLUG - VENT - 4 & 5 - R SERIES |
| 81100129 | PLUG - VENT - 6 - R SERIES |



| | |
|----------|--|
| 81100068 | MNTG FOOT-4H/4M-R SERIES-EACH |
| 81100069 | MNTG FOOT-5H/5M-R SERIES-EACH |
| 81100070 | MNTG FOOT-6M-R SERIES-SET 2 (2 SETS REQUIRED) |
| 81100013 | FEET-SET(2)-HORZ-5H & 5M-P SERIES |
| 81100014 | FEET-SET(2)-VERT-5H & 5M-P SERIES |
| 81100015 | FEET-SET(2)-VERT-6M-P SERIES |

Masport Pump Repair Parts



| | |
|----------|---------------------------|
| 81100111 | VANE-M2 MASPORT-(SET4) |
| 81100027 | VANE-M3 MASPORT-(SET4) |
| 81100028 | VANE-M4 MASPORT-(SET 4) |
| 81100029 | VANE-M5 MASPORT-(SET 4) |
| 81100030 | VANE-M7.5 MASPORT-(SET 4) |
| 81100026 | VANE-M15 MASPORT-(SET 4) |



| | |
|----------|--------------------------------|
| 81100037 | BEARING - PUMP - M2/M3 MASPORT |
| 81100038 | BEARING - PUMP M5/M7.5 MASPORT |
| 81100036 | BEARING - PUMP - M15 - MASPORT |
| 81100052 | SEAL-OIL-PUMP-M15 MASPORT |
| 81100053 | SEAL-OIL-PUMP-M2/M3 MASPORT |
| 81100054 | SEAL-OIL-PUMP-M5/M7.5 MASPORT |



81150036 REBUILD KIT M4 PUMP



| | |
|----------|---------------------------------|
| 81100042 | GASKET-END COVER-PINK-M5/M7.5 |
| 81100043 | GASKET-END COVER-YLW-M3 MASPORT |
| 81100044 | GASKET-END COVER-YLW-M5/M7.5 |
| 81100045 | GASKET-FLANGE-M5/M7.5-MASPORT |
| 81150040 | O-RING - M4 |

Repair Parts - Other Brands



| | |
|----------|------------------------------------|
| 81100031 | VANE - VAC PUMP - ALAMO 100 - EACH |
| 81100032 | VANE - VAC PUMP - DV78 - EACH |
| 81100033 | VANE - VAC PUMP - UTILE 450 - EACH |
| 81100108 | VANE - VAC PUMP - FR4A - EACH |
| 81100107 | VANE - VAC PUMP - DV777 - EACH |
| 81100115 | VANE - VAC PUMP - WS2800 - EACH |
| 81100142 | VANE - VAC PUMP - M5 COPY - EACH |

*Other brand vanes also available.



81690059 FILTER-REPLACEMENT-SURGE ALAMO



| | | | |
|----------|---------------------------|----------|---------------------------|
| 81120092 | PULLEY-1B 4.0 - L HUB | 81120039 | PULLEY-2B 6.4"-SDS HUB |
| 81120090 | PULLEY-2B 4.6 - SDS HUB | 81120042 | PULLEY-3B 6.4"-SD HUB |
| 81120097 | PULLEY-2B 4.9 - L HUB | 81120047 | PULLEY-2B 6.6"-SDS HUB |
| 81120085 | PULLEY-2B 5.0"-SDS HUB | 81120087 | PULLEY-2B 6.8"-SDS HUB |
| 81120036 | PULLEY-2MAL 5.1"-L HUB | 81120040 | PULLEY-2-3VX 6.9"-SDS HUB |
| 81120037 | PULLEY-2-3VX 5.3"-SH HUB | 81120044 | PULLEY-2B 7.0"-SK HUB |
| 81120041 | PULLEY-2B 5.4"-SDS HUB | 81120035 | PULLEY-2B 8.0"-SK HUB |
| 81120089 | PULLEY-2B 5.6-SDS HUB | 81120056 | PULLEY-3B 8.0"-SK HUB |
| 81120038 | PULLEY-2-3VX 6.0"-SDS HUB | 81120093 | PULLEY-2B - 3V-8.0" - SDS |
| 81120043 | PULLEY-2-3VX 6.0"-SH HUB | 81120034 | PULLEY-2MAL 8.2"-L HUB |
| 81120053 | PULLEY-2MAL 6.0"-L HUB | 81120054 | PULLEY-2MAL 8.2"-L HUB |
| 81120086 | PULLEY-2B 6.0"-SDS HUB | 81120045 | PULLEY-2B 9.4"-SK HUB |
| 81120046 | PULLEY-2B 6.2"-SDS HUB | 81120057 | PULLEY-3B 9.4"-SK HUB |
| 81120093 | PULLEY-1B - 6.2" - L HUB | 81120055 | PULLEY-2B 11.0"-SK HUB |



| | | | |
|----------|-----------------------------|----------|----------------------------|
| 81120098 | BUSHING-PULLEY-SDS X 3/4" | 81120025 | BUSHING-PULLEY-L X 1-3/8" |
| 81120018 | BUSHING-PULLEY-SD X 7/8" | 81120027 | BUSHING-PULLEY-SH X 1-3/8" |
| 81120028 | BUSHING-PULLEY-SH X 7/8" | 81120022 | BUSHING-PULLEY-SD X 1-5/8" |
| 81120032 | BUSHING-PULLEY-L X 7/8" | 81120023 | BUSHING-PULLEY-SK X 1-5/8" |
| 81120088 | BUSHING-PULLEY-SDS X 7/8" | 81120058 | BUSHING-PULLEY-SK X 1-7/8" |
| 81120020 | BUSHING-PULLEY-SDS X 1-1/8" | 81120030 | BUSHING-PULLEY-SK X 28MM |
| 81120024 | BUSHING-PULLEY-L X 1-1/8" | 81120031 | BUSHING-PULLEY-SK X 30MM |
| 81120026 | BUSHING-PULLEY-SH X 1-1/8" | 81120103 | BUSHING-PULLEY-SDS X 28MM |
| 81120029 | BUSHING-PULLEY-SK X 1-1/8" | 81120101 | BUSHING-PULLEY-SDS X 30MM |
| 81120019 | BUSHING-PULLEY-SDS X 1-3/8" | 81120100 | BUSHING-PULLEY-L X 28MM |
| 81120021 | BUSHING-PULLEY-SK X 1-3/8" | 81120091 | BUSHING-PULLEY-SDS X 25MM |



| | | | |
|----------|---------------------------------|----------|--------------------------------|
| 81120060 | BELT-VACUUM PUMP-52" (B52) | 81120016 | BELT - VACUUM PUMP - 72" (B72) |
| 81120000 | BELT - VACUUM PUMP - 53" (B53) | 81120017 | BELT - VACUUM PUMP - 73" (B73) |
| 81120003 | BELT - VACUUM PUMP - 56" (B56) | 81120083 | BELT-VACUUM PUMP-75" (B75) |
| 81120004 | BELT - VACUUM PUMP - 57" (B57) | 81120084 | BELT-VACUUM PUMP-77" (B77) |
| 81120006 | BELT - VACUUM PUMP - 58" (B58) | 81120099 | BELT-VACUUM PUMP-83" (B83) |
| 81120007 | BELT - VACUUM PUMP - 59" (B59) | | |
| 81120009 | BELT - VACUUM PUMP - 60" (BX60) | 81120001 | BELT - VACUUM PUMP - 54" (A54) |
| 81120010 | BELT - VACUUM PUMP - 62" (B62) | 81120005 | BELT - VACUUM PUMP - 58" (A58) |
| 81120082 | BELT-VACUUM PUMP-64" (B64) | 81120013 | BELT - VACUUM PUMP - 67" (A67) |
| 81120012 | BELT - VACUUM PUMP - 66" (BX66) | | |
| 81120014 | BELT - VACUUM PUMP - 67" (B67) | 81120002 | BELT - VACUUM PUMP - 56" (3VX) |
| 81120059 | BELT-VACUUM PUMP-69" (B69) | 81120008 | BELT - VACUUM PUMP - 60" (3VX) |
| 81120015 | BELT - VACUUM PUMP - 70" (B70) | 81120011 | BELT - VACUUM PUMP - 63" (3VX) |



| | |
|----------|----------------------|
| 81120048 | KEY STOCK-7MM |
| 81120049 | KEY STOCK-1/4" |
| 81120050 | KEY STOCK-3/16" |
| 81120051 | KEY STOCK-3/8" |
| 81120052 | KEY STOCK-5/16" |
| 81120095 | KEY STOCK- 7MM X 8MM |



| | |
|----------|-------------------------------------|
| 81150018 | LUBRICATOR-VACUUM-UNIVERSAL-MASPORT |
| 81150010 | CONTAINER-OIL-LUBRICATOR |
| 81150022 | WICK-LUBRICATOR-M2/M3 MASPORT |
| 81150023 | WICK-LUBRICATOR-M5/M7.5 MASPORT |

***REFER TO PAGE 126 FOR PARTS BREAKDOWN.**



| | |
|----------|------------------------|
| 81150000 | RECLAIMER-TUBEMIZER-2" |
| | MASPORT |
| 81150014 | OIL FILTER - ONLY |

***REFER TO PAGE 125 FOR PARTS BREAKDOWN.**



SmartCLEAN

- Very good detergency and chelating properties
- Anti-corrosion, anti-rust
- Excellent lubricity
- Environmentally friendly
- Superior product for all blower type vacuum pumps

81190001 1 GALLON
81190000 5 GALLON



81150033 FLUSHING OIL - 6 X 1 GAL CASE



81150028 OIL-VAC PUMP-CASE-(2)-2.5 GAL



81150027 OIL - GEAR BOX - LOBE PUMP - GAL



30000840 GREASE - DETACHER RAM LUBRICANT



81360005 LUBRICANT - SANITARY - PETROGEL
4 OZ. TUBE

81360018 LUBRICANT - SANITARY - PETROGEL
CASE OF 12 - 4 OZ. TUBES



AEON® SYNTHETIC GEAR LUBRICANT

- Specifically formulated w/optimized viscosity to provide maximum protection for demanding operating conditions
 - Synthetic lubricants have a service life four times greater than mineral-based oils
 - Rust and oxidation additives provide greater corrosion protection and improves blower reliability
 - AEON PD-XD (Extreme Duty) designed for high ambient (130°F) and high discharge temperature conditions
 - Factory recommended for Gardner Denver PD Blowers and Vacuum Pumps - Sutorbilt, DuroFlow, CycloBlower, HeliFlow and TriFlow
 - Lasts 4X longer
- * Recommended change interval for Gardner Denver pumps - 6000 HRS


81150025 LUBRICANT - AEON PD - 1 QT
81150026 LUBRICANT - AEON PD-CASE (12/1 QRT)
81150034 LUBRICANT - AEON PDXD - 1 QT
81150035 LUBRICANT - AEON PDXD - CASE (12/1 QRT)



81150024 GREASE-BEARING-HI TEMP-CARTRIDGE



81190003 KIT-FLUSH & VACUUM TAP



81150032 COMPLETE DRINKER ASSEMBLY
81150002 (A) SIGHT GAUGE DIPPER
81150005 (B) 0.125" NPT X .25" ADAPTER
81150021 (C) .25" TEE
81150031 (D) .25" TUBING PER FOOT
81150030 BUSHING SLEEVE



81150038 FLAPPER - ASSEMBLY - HD
81150016 FLAPPER-LUBRIZER-1.5" & 2"-MASPORT
81150015 FLAPPER - REPLACEMENT-MASPORT

Variable Speed Drives



WMS variable speed drives help save on electricity costs by optimizing pump speed to match vacuum requirements. Pumps run cooler, quieter and longer when operating at lower speeds. **Our drive packages include drive, transducer, transducer cord, relay and relay socket.**

Mitsubishi Drives are some of the most efficient in the industry. These drives come pre-programmed. Just install the unit per instructions, connect to 1 phase or 3 phase power, set the vacuum level and you are ready to start the savings. Drives feature built-in RFI filter, but for extra protection, an add-on filter is available.

| | |
|----------|-------------------------|
| 81100019 | 5 HP. DRIVE W/O MOTOR |
| 81100020 | 7.5 HP. DRIVE W/O MOTOR |
| 81100016 | 10 HP. DRIVE W/O MOTOR |
| 81100018 | 15 HP. DRIVE W/O MOTOR |
| 81100023 | 20 HP. DRIVE W/O MOTOR |
| 81100024 | 25 HP. DRIVE W/O MOTOR |

| | |
|----------|-----------------|
| 81100057 | TRANSDUCER |
| 81100097 | TRANSDUCER CORD |

| | |
|----------|------------------------|
| 81100099 | FILTER - RFI - 50A-TCI |
|----------|------------------------|



Our TECO - Westinghouse motors are made tough. They are inverter duty - rock crusher duty motors that stand up to extreme conditions. The motor bodies are made of cast iron. These U.S. made motors carry a **3-year warranty.**

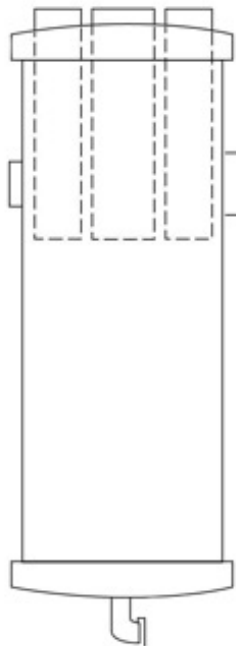
| | |
|----------|-------------------------------|
| 81660000 | MOTOR-5HP-3PH-TECO-208-460V |
| 81660001 | MOTOR-7.5HP-3PH-TECO-208/460V |
| 81660002 | MOTOR-10HP-3PH-TECO-208/460V |
| 81660026 | MOTOR-15HP-3PH-TECO-208/460V |
| 81660003 | MOTOR-20HP-3PH-TECO-208/460V |
| 81660051 | MOTOR-25HP-3PH-TECO-208/460V |
| 81660052 | MOTOR-30HP-3PH-TECO-208/460V |



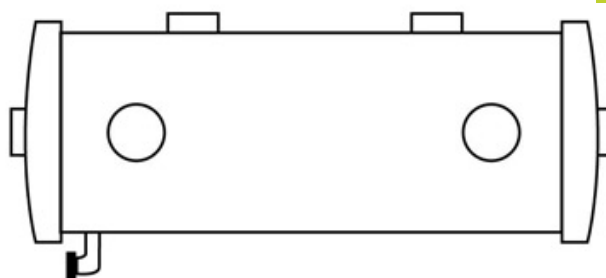
Our single phase vacuum pump motors are totally enclosed fan-cooled motors. They carry a **1-year factory warranty.**

| | |
|----------|--------------------------|
| 81660041 | MOTOR-3HP-1PH-208/230V |
| 81660004 | MOTOR-5HP-1PH-208/230V |
| 81660005 | MOTOR-7.5HP-1PH-208/230V |
| 81660006 | MOTOR-10HP-1PH-208/230V |

PVC Vacuum Balance Tanks



| | |
|----------|--------------------------------------|
| 81110008 | BAL TNK-VERT-15" X 36"-(5) 3" |
| 81110009 | BAL TNK-VERT-15" X 36"-(5) 4" |
| 81110010 | BAL TNK-VERT-15" X 48"-(4) 3" |
| 81110011 | BAL TNK-VERT-15" X 48"-(5) 3" |
| 81110012 | BAL TNK-VERT-15" X 48"-(2) 6" (1) 4" |
| 81110013 | BAL TNK-VERT-15" X 48"-(3) 4" (2) 3" |
| 81110014 | BAL TNK-VERT-15" X 60"-(5) 4" |



| | |
|----------|---|
| 81110000 | BAL TNK-HORZ-12" x 72"-(2) 4" (3) 3" |
| 81110001 | BAL TNK-HORZ-15" X 120"-(10) 4" |
| 81110002 | BAL TNK-HORZ-15" X 36"-(6) 3" |
| 81110003 | BAL TNK-HORZ-15" X 60"-(6) 3" |
| 81110004 | BAL TNK-HORZ-15" X 60"-(1) 6" (2) 4"-(3) 3" |
| 81110005 | BAL TNK-HORZ-15" X 60"-(6) 4" |
| 81110006 | BAL TNK-HORZ-15" X 60"- 2 PIECE (6) 3" |
| 81110041 | BAL TNK-HORZ-12" x 40"-(1) 1.5" (2) 3" |
| 81110043 | BAL TNK-HORZ-12" x 72"-(1) 6" (5) 4" |

CUSTOM BUILT TANKS ARE ALSO AVAILABLE. CALL FOR DETAILS AND QUOTE FORM.

***Vertical tanks come with 1-1/2" drain valve and stand.**

****Horizontal tanks come with 1-1/2" drain valve and mounting strap.**



| | |
|----------|-----------------------------------|
| 81110019 | FILTER-PRE AIR-VACUUM-PVC-(2)- 6" |
| 81110020 | FILTER-PRE AIR-VACUUM-PVC-(3)- 3" |
| 81110018 | FILTER-PRE AIR-VACUUM-PVC-(2)- 4" |
| 81110022 | CAP-FILTER-PRE-AIR-VACUUM |
| 81110033 | GASKET-FILTER-PRE-AIR |
| 81110030 | BAFFLE-FILTER-PRE AIR-VACUUM |



| | |
|----------|--------------------------------|
| 81110038 | VALVE-DRAIN-1.5"-BALANCE TANK |
| 81110039 | VALVE-DRAIN-1.25"-BALANCE TANK |
| 81110032 | FLAPPER W/SEAL & SCREW |



| | |
|----------|--|
| 81110036 | SCREEN-SS-FILTER-PRE AIR-11" X 18" |
| 81110037 | SCREEN-SS-FILTER-PRE AIR-11.5" X 18.5" |



| | |
|----------|-----------------------------|
| 81110031 | STAND-PVC-BALANCE TANK-VERT |
|----------|-----------------------------|



| | |
|----------|--------------------------------|
| 81110028 | BRACKET-BALANCE TANK-EXTND-SET |
| 81110029 | BRACKETS-WALL-PVC TANK-2/SET |



| | |
|----------|--|
| 81240001 | VALVE - AUTO DRAIN 3/8" PLASTIC w/METAL INSERT |
|----------|--|



| | |
|----------|--------------------------------|
| 81110021 | CAP-12" DIA-3" INLET-12" X 72" |
| 81110023 | CAP-PVC TANK-15" DIA-(1)-3" MA |
| 81110024 | CAP-PVC TANK-15" DIA-(2)-4" PO |
| 81110025 | CAP-PVC TANK-15" DIA-(3)-3" MA |
| 81110026 | CAP-PVC TANK-15" DIA-W/ 1.5" N |
| 81110027 | CAP-PVC-BALANCE TANK-15"-BLANK |



| | |
|----------|---------------------------------------|
| 39840101 | DRAIN - RUBBER ELBOW 32MM (1-1/4") |
| 39850051 | DRAIN - RUBBER ELBOW 19MM (3/4") |



- 81180002 DIGITAL VACUUM GAUGE
81180011 FILTER - BRASS
81180013 BASE - MOUNTING NIPPLE



- 81180000 GAUGE-2.5" VACUUM-GLYCERINE FILLED
81180001 GAUGE-3" VACUUM-ADJ- 0/30" HG



- 81170000 CHECK VALVE-2" PVC-CANPLAS
81170001 CHECK VALVE-3" PVC-CANPLAS
81170002 CHECK VALVE-4" PVC-CANPLAS
81170003 CHECK VALVE-6" PVC-CANPLAS
81170007 FLAPPER-3" CHECK VLV-CANPLAS
81170008 FLAPPER-4" CHECK VLV-CANPLAS
81170009 FLAPPER-6" CHECK VLV-CANPLAS
81170010 COVER-3" W/ O RING-CANPLAS
81170027 COVER-4" W/ O RING-CANPLAS



- 81170004 CHECK VALVE-2" BRASS VACUUM
81170005 CHECK VALVE-2.5" BRASS VACUUM
81170006 CHECK VALVE-3" BRASS VACUUM
81170028 CHECK VALVE-4" BRASS VACUUM



- 81180015 SENTINEL
DIGITAL GAUGE



- 31170018 VALVE - 1.5" VACUUM GATE
31170019 VALVE - 2" VACUUM GATE
31170020 VALVE - 3" VACUUM GATE
31170021 VALVE - 4" VACUUM GATE
31170022 VALVE - 6" VACUUM GATE
31170029 VALVE - 8" VACUUM GATE



- 81140061 VALVE-RELIEF-MODEL 350/500 SENT.
81140062 VALVE-RELIEF-SMALL MARK II SENTIN.



The Digimet 3000 vacuum and pulsation tester is easy-to-use, highly accurate and very affordable. The complete kit includes the DM3000 tester, small carrying case, printer, printer cable, interface cable, large outer case and operators manual with instructional CD.

- 81140015 DIGIMET - DM3000 - COMPLETE
81140016 DIGIMET - DM3000 - TESTER ONLY
81180010 CASE - DIGIMET - LARGE
81710214 PRINTER - DIGIMET
81710242 CABLE - DIGIMET PRINTER



- 81680027 RACK - CHART W/PEN HOLDER - SS



37140006 SUPAVAC
37140500 FILTER-PILOT VALVE
37140521 FILTER-MAIN AIR

*See page 123 for parts breakdown



37140028
VACUUM REGULATOR-SUPAVAC HF-1.5"

*See page 123 for parts breakdown



81140002
VACUUM REGULATOR
MODEL 350 SENTINEL

81140003
VACUUM REGULATOR
MODEL 500 SENTINEL

81140019 DOME FILTER
81140023 AIR FILTER*

*Air filter cartridge also fits air injectors and pulsation fresh air filters.

*See page 122 for parts breakdown



81140001
VACUUM REGULATOR
MODEL 100 SENTINEL

81140019 DOME FILTER
81140022 AIR FILTER

*See page 121 for parts breakdown



81140000
VACUUM REGULATOR
MARK II-SENTINEL

81140026 DOME FILTER
81140021 AIR FILTER
81140033 REBUILD KIT

*See page 120 for parts breakdown



81140039 PEACEKEEPER
MARK II-SENTINEL
81140040 PEACEKEEPER
MODEL 350/500-SENTINEL
81140067 PEACEKEEPER
MODEL 100-SENTINEL

81140024 FILTER-REPLACEMENT
PEACEKEEPER
81140038 OUTLET BODY-THREADED
PEACEKEEPER

*See page 119 for parts breakdown



81141001*
SERVICE KIT
SERVAC 3500 REG

*Includes, filters, diaphragms and o-rings. Also fits some Bou-Matic regulators.

**Complete regulator is no longer available.

This image shows a single sheet of white paper with horizontal blue ruling lines. The lines are evenly spaced and run across the width of the page. There is no text or other markings on the paper.

Stainless Steel Tubing



WMS-USA features RathGibson® high purity 304 stainless steel tubing.* The mill provides certification for every shipment. This tubing is requested every month to give you the best pricing possible. There is currently a freight assistance program for qualifying orders shipped within the continental United States. Call for the latest pricing information.

* 316L tubing is also available, but not quoted regularly. Please call for pricing.

POLISHED

| | |
|----------|-----------------------------------|
| 81550004 | TUBING-1/2"X.065-POL ID/OD-304 |
| 81550021 | TUBING-5/8"X.065-POL ID/OD-304 |
| 81550014 | TUBING-3/4"X.065-POL ID/OD-304 |
| 81550023 | TUBING-7/8"X.065-POL ID/OD-304 |
| 81550000 | TUBING-1" X .049-POL ID/OD-304 |
| 81550002 | TUBING-1" X .065-POL ID/OD-304 |
| 81550009 | TUBING-1.25"X.065-POL ID/OD-304 |
| 81550006 | TUBING-1.5"X.049-POL ID/OD-304 SS |
| 81550008 | TUBING-1.5"X.065-POL ID/OD-304 |
| 81550010 | TUBING-2" X .049-POL ID/OD-304 |
| 81550011 | TUBING-2" X .065-POL ID/OD-304 |
| 81550012 | TUBING-2.5"X.065-POL ID/OD-304 |
| 81550013 | TUBING-3" X .065-POL ID/OD-304 |
| 81550018 | TUBING-4" X .065-POL ID/OD-304 |
| 81550019 | TUBING-4" X .083-POL ID/OD-304 |

UNPOLISHED

| | |
|----------|---------------------------------|
| 81550016 | TUBING-3/8"X .065-UNPOL-304 SS |
| 81550022 | TUBING-7/16" X .065-B/A-304 SS |
| 81550003 | TUBING-1/2" X .065-B/A-304 SS |
| 81550020 | TUBING-5/8" X .065-B/A-304 SS |
| 81550005 | TUBING-11/16"X .065-B/A-304 SS |
| 81550015 | TUBING-3/4" X .065-UNPOL-304 SS |
| 81550024 | TUBING-7/8"X .065-UNPOL-304 SS |
| 81550001 | TUBING-1" X .065-B/A-304 SS |
| 81550007 | TUBING-1.5" X .065-B/A-304 SS |
| 81550017 | TUBING-4" X .065-B/A-304 SS |



| | |
|----------|-----------------------------|
| 81560132 | GASKET - TC - BUNA N - .50" |
| 81560133 | GASKET - TC - BUNA N - .75" |
| 81560134 | GASKET - TC - BUNA N - 1" |
| 81560135 | GASKET - TC - BUNA N - 1.5" |
| 81560136 | GASKET - TC - BUNA N - 2" |
| 81560137 | GASKET - TC - BUNA N - 2.5" |
| 81560138 | GASKET - TC - BUNA N - 3" |
| 81560139 | GASKET - TC - BUNA N - 4" |
| 81560140 | GASKET - TC - BUNA N - 6" |



| | |
|----------|----------------------------|
| 81560143 | GASKET-TC-FLANGE-EPDM-1.5" |
| 81560144 | GASKET-TC-FLANGE-EPDM-2" |
| 81560145 | GASKET-TC-FLANGE-EPDM-2.5" |
| 81560146 | GASKET-TC-FLANGE-EPDM-3" |
| 81560147 | GASKET-TC-FLANGE-EPDM-4" |



| | |
|----------|-----------------------------|
| 81560292 | GASKET-TC-BUNA N-WHITE-1" |
| 81560156 | GASKET-TC-BUNA N-WHITE-1.5" |
| 81560157 | GASKET-TC-BUNA N-WHITE-2" |
| 81560190 | GASKET-TC-BUNA N-WHITE-2.5" |
| 81560158 | GASKET-TC-BUNA N-WHITE-3" |
| 81560191 | GASKET-TC-BUNA N-WHITE-4" |



| | |
|----------|--------------------------------|
| 81560153 | GASKET - TC - SILICONE - 1.5 " |
| 81560154 | GASKET - TC - SILICONE - 2 " |
| 81560155 | GASKET - TC - SILICONE - 2.5" |
| 81560185 | GASKET - TC - SILICONE - 3" |
| 81560186 | GASKET - TC - SILICONE - 4" |



| | |
|----------|------------------------------|
| 81560148 | GASKET - TC - TEFLON - 1.5 " |
| 81560149 | GASKET - TC - TEFLON - 2 " |
| 81560150 | GASKET - TC - TEFLON - 2.5 " |
| 81560151 | GASKET - TC - TEFLON - 3 " |
| 81560152 | GASKET - TC - TEFLON - 4 " |



| | |
|----------|-----------------------------|
| 81560141 | GASKET-ENVELOPE-TEFLON-1.5" |
| 81560142 | GASKET-ENVELOPE-TEFLON-2" |
| 81560187 | GASKET-ENVELOPE-TEFLON-2.5" |
| 81560188 | GASKET-ENVELOPE-TEFLON-3" |
| 81560189 | GASKET-ENVELOPE-TEFLON-4" |



| | |
|----------|-------------------------------|
| 81580033 | GASKET-BEVEL SEAT-BUNA N-1.5" |
| 81580034 | GASKET-BEVEL SEAT-BUNA N-2" |
| 81580035 | GASKET-BEVEL SEAT-BUNA N-2.5" |
| 81580036 | GASKET-BEVEL SEAT-BUNA N-3" |
| 81580037 | GASKET-BEVEL SEAT-BUNA N- 4" |



| | |
|----------|-------------------------------|
| 81580028 | GASKET-BEVEL SEAT-TEFLON-1.5" |
| 81580029 | GASKET-BEVEL SEAT-TEFLON-2" |
| 81580030 | GASKET-BEVEL SEAT-TEFLON-2.5" |
| 81580031 | GASKET-BEVEL SEAT-TEFLON-3" |
| 81580032 | GASKET-BEVEL SEAT-TEFLON-4" |



| | |
|----------|------------------------------------|
| 81590008 | GASKET - SURGE - 1-1/2" - PIPELINE |
| 81590009 | GASKET - SURGE - 2" - PIPELINE |
| 81590100 | GASKET - SURGE - 1-1/2" TEFLON |
| 81590107 | GASKET - SURGE - 2" TEFLON |



| | |
|----------|------------------------------------|
| 81260003 | GASKET-RUBBER-1-1/2" - NYLON CPLNG |
| 81260002 | GASKET-RUBBER-2" - NYLON CPLNG |

Clamps



| | |
|----------|--------------------------------|
| 81560020 | CLAMP-HEAVY DUTY-.75"-(13MHHM) |
| 81560021 | CLAMP-HEAVY DUTY-1.5"-(13MHHM) |
| 81560022 | CLAMP-HEAVY DUTY-2"-(13MHHM) |
| 81560023 | CLAMP-HEAVY DUTY-2.5"-(13MHHM) |
| 81560024 | CLAMP-HEAVY DUTY-3"-(13MHHM) |
| 81560025 | CLAMP-HEAVY DUTY-4"-(13MHHM) |
| 81560026 | CLAMP-HEAVY DUTY-6"-(13MHHM) |



| | |
|----------|---------------------------------|
| 81560027 | CLAMP-HINGED TOGGLE-1.5"-(13MH) |
| 81560028 | CLAMP-HINGED TOGGLE-2"-(13MHLA) |
| 81560029 | CLAMP-HINGED TOGGLE-2.5"-(13MH) |
| 81560030 | CLAMP-HINGED TOGGLE-3"-(13MHLA) |
| 81560031 | CLAMP-HINGED TOGGLE-4"-(13MHLA) |

Ferrules - Tri-Clamp



| | |
|----------|---------------------------------|
| 81560184 | FERRULE-TC-ROLL ON-1"-(14RMP) |
| 81560048 | FERRULE-TC-ROLL ON-1.5"-(14RMP) |
| 81560049 | FERRULE-TC-ROLL ON-2"-(14RMP) |
| 81560050 | FERRULE-TC-ROLL ON-2.5"-(14RMP) |
| 81560051 | FERRULE-TC-ROLL ON-3"-(14RMP) |
| 81560052 | FERRULE-TC-ROLL ON-4"-(14RMP) |



| | |
|----------|-----------------------------|
| 81560127 | FERRULE-TC-ROLL ON-1.5"-USA |
| 81560128 | FERRULE-TC-ROLL ON-2"-USA |
| 81560129 | FERRULE-TC-ROLL ON-2.5"-USA |
| 81560130 | FERRULE-TC-ROLL ON-3"-USA |



| | |
|----------|-----------------------------------|
| 81560053 | FERRULE-TC-2" X 1.5" CONC ROLL ON |
|----------|-----------------------------------|



| | |
|----------|----------------------------|
| 81560219 | FERRULE-TC-.75" SHORT WELD |
| 81560057 | FERRULE-TC-.5" SHORT WELD |
| 81560183 | FERRULE-TC-1" SHORT WELD |
| 81560058 | FERRULE-TC-1.5" SHORT WELD |
| 81560059 | FERRULE-TC-2" SHORT WELD |
| 81560060 | FERRULE-TC-2.5" SHORT WELD |
| 81560061 | FERRULE-TC-3" SHORT WELD |
| 81560062 | FERRULE-TC-4" SHORT WELD |
| 81560063 | FERRULE-TC-6" SHORT WELD |



| | |
|----------|---------------------------|
| 81560064 | FERRULE-TC-.5" BUTT WELD |
| 81560220 | FERRULE-TC-.75" BUTT WELD |
| 81560065 | FERRULE-TC-1" BUTT WELD |
| 81560066 | FERRULE-TC-1.5" BUTT WELD |
| 81560067 | FERRULE-TC-2" BUTT WELD |
| 81560068 | FERRULE-TC-2.5" BUTT WELD |
| 81560069 | FERRULE-TC-3" BUTT WELD |
| 81560070 | FERRULE-TC-4" BUTT WELD |
| 81560071 | FERRULE-TC-6" BUTT WELD |



| | |
|----------|-------------------------------|
| 81560032 | CLAMP-SQUEEZE-HEAVY DUTY-1.5" |
| 81560033 | CLAMP-SQUEEZE-HEAVY DUTY-2" |
| 81560034 | CLAMP-SQUEEZE-HEAVY DUTY-2.5" |
| 81560035 | CLAMP-SQUEEZE-HEAVY DUTY-3" |
| 81560036 | CLAMP-SQUEEZE-HEAVY DUTY-4" |



| | |
|----------|--------------------------|
| 81560037 | CLAMP - V-INSERT - 1.5 " |
| 81560038 | CLAMP - V-INSERT - 2 " |
| 81560039 | CLAMP - V-INSERT - 2.5 " |
| 81560040 | CLAMP - V-INSERT - 3 " |
| 81560041 | CLAMP - V-INSERT - 4 " |

Ferrules - Other



| | |
|----------|----------------------------|
| 81580076 | FERRULE-BEVEL-ROLL ON-1" |
| 81580018 | FERRULE-BEVEL-ROLL ON-1.5" |
| 81580019 | FERRULE-BEVEL-ROLL ON-2" |

| | |
|----------|------------------------------|
| 81580054 | FERRULE-BEVEL-LONG WELD-1" |
| 81580015 | FERRULE-BEVEL-LONG WELD-1.5" |
| 81580016 | FERRULE-BEVEL-LONG WELD-2" |
| 81580017 | FERRULE-BEVEL-LONG WELD-3" |
| 81580080 | FERRULE-BEVEL-LONG WELD-4" |



| | |
|----------|-------------------------------|
| 81580010 | FERRULE-BEVEL-SHORT WELD-1.5" |
| 81580012 | FERRULE-BEVEL-SHORT WELD-2" |
| 81580013 | FERRULE-BEVEL-SHORT WELD-2.5" |
| 81580014 | FERRULE-BEVEL-SHORT WELD-3" |



| | |
|----------|----------------------------|
| 81590006 | FERRULE-SURGE-ROLL ON-1.5" |
| 81590007 | FERRULE-SURGE-ROLL ON-2" |

| | |
|----------|-------------------------|
| 81590010 | FERRULE-SURGE-WELD-1.5" |
| 81590011 | FERRULE-SURGE-WELD-2" |



| | |
|----------|------------------------------|
| 81580024 | FERRULE-THRD SHORT WELD 1.5" |
| 81580025 | FERRULE-THRD SHORT WELD 2" |
| 81580026 | FERRULE-THRD SHORT WELD 2.5" |
| 81580027 | FERRULE-THRD SHORT WELD 3" |



| | |
|----------|-----------------------------|
| 81580020 | FERRULE-THRD-LONG WELD-1.5" |
| 81580021 | FERRULE-THRD-LONG WELD-2" |
| 81580022 | FERRULE-THRD-LONG WELD-3" |
| 81590079 | FERRULE-THRD-LONG WELD-4" |

| | |
|----------|-------------------------|
| 81580023 | FERRULE-THRD ROLL ON 2" |
|----------|-------------------------|



GLASS TO STAINLESS STEEL

| | |
|----------|-----------------------------|
| 81590003 | FERRULE-ROLL ON-GL/SS-1.5" |
| 81590004 | FERRULE-ROLL ON-GL/SS-2" |
| 81590005 | FERRULE - SS/GL - WELD - 2" |



GLASS COUPLINGS

| | |
|----------|---------------------------------|
| 81260000 | COUPLING - NYLON - 1-1/2" |
| 81260001 | COUPLING - NYLON - 2" |
| 81260002 | GASKET-RUBBER-2" NYLON COUPLING |
| 81260003 | GASKET-RUBBER-1.5" NYLON CPLNG |

Quick-Weld Ferrules



Our new Quick-Weld ferrules help speed up your installations. Their unique design allows for more sanitary clamp joints than with "face-welded" ferrules.

| | |
|----------|-----------------------------|
| 81560250 | FERRULE - QUICK-WELD - 1.0" |
| 81560251 | FERRULE - QUICK-WELD - 1.5" |
| 81560252 | FERRULE - QUICK-WELD - 2.0" |
| 81560253 | FERRULE - QUICK-WELD - 2.5" |
| 81560254 | FERRULE - QUICK-WELD - 3.0" |
| 81560255 | FERRULE - QUICK-WELD - 4.0" |

Elbows



| | |
|----------|--------------------------------|
| 81560118 | ELBOW - TC - 1" X 90 - (2CMP) |
| 81560119 | ELBOW - TC - 1.5" X 90 -(2CMP) |
| 81560120 | ELBOW - TC - 2" X 90 - (2CMP) |
| 81560121 | ELBOW - TC - 2.5" X 90 -(2CMP) |
| 81560122 | ELBOW - TC - 3" X 90 - (2CMP) |
| 81560123 | ELBOW - TC - 4" X 90 - (2CMP) |
| 81560249 | ELBOW - TC - 6" X 90 - (2CMP) |



| | |
|----------|--------------------------------|
| 81570048 | ELBOW-WELD-3/4" X 90-2" TANG |
| 81570051 | ELBOW-WELD-7/8" X 90-2.5" TANG |
| 81570005 | ELBOW-WELD-1" X 90-(L2S) |
| 81570006 | ELBOW-WELD-1.5" X 90-(L2S) |
| 81570007 | ELBOW-WELD-2" X 90-(L2S) |
| 81570008 | ELBOW-WELD-2.5" X 90-(L2S) |
| 81570009 | ELBOW-WELD-3" X 90-(L2S) |
| 81570010 | ELBOW-WELD-4" X 90-(L2S) |
| 81570057 | ELBOW-WELD-3/4" X 90-LESS TANG |
| 81570063 | ELBOW-WELD-1" X 90-LESS TANG |
| 81570044 | ELBOW-WELD-2" X 90-LESS TANG |
| 81570047 | ELBOW-WELD-3" X 90-LESS TANG |



| | |
|----------|-------------------------|
| 81570067 | ELBOW-WELD/TC-1" X 90 |
| 81570011 | ELBOW-WELD/TC-1.5" X 90 |
| 81570012 | ELBOW-WELD/TC-2" X 90 |
| 81570013 | ELBOW-WELD/TC-2.5" X 90 |
| 81570014 | ELBOW-WELD/TC-3" X 90 |
| 81570015 | ELBOW-WELD/TC-4" X 90 |
| 81570052 | ELBOW-WELD/TC-1.5" X 45 |
| 81570053 | ELBOW-WELD/TC-2" X 45 |



| | |
|----------|--------------------------------|
| 81560042 | ELBOW - TC - 1" X 45 - (2KMP) |
| 81560043 | ELBOW - TC - 1.5" X 45 -(2KMP) |
| 81560044 | ELBOW - TC - 2" X 45 - (2KMP) |
| 81560045 | ELBOW - TC - 2.5" X 45 -(2KMP) |
| 81560046 | ELBOW - TC - 3" X 45 - (2KMP) |
| 81560047 | ELBOW - TC - 4" X 45 - (2KMP) |



| | |
|----------|--|
| 81570071 | ELBOW-WELD-7/8" X 45 w/1.5" X 3" TANG |
| 81570000 | ELBOW-WELD-1" X 45 |
| 81570001 | ELBOW-WELD-1.5" X 45 |
| 81570002 | ELBOW-WELD-2" X 45 |
| 81570003 | ELBOW-WELD-3" X 45 |
| 81570004 | ELBOW-WELD-4" X 45 |
| 81570042 | ELBOW-WELD-2" X 45-LESS TANG |
| 81570064 | ELBOW-WELD-3" X 45-LESS TANG |



| | |
|----------|-------------------------------|
| 81560006 | ADAPTER-HOSE-TYGON - 1.5" TC |
| 81560007 | ADAPTER-HOSE-TYGON - 2" TC |
| 81560008 | ADAPTER-HOSE-TYGON - 3" TC |
| 81560009 | ADAPTER-HOSE-TYGON - 4" TC |
| 81590001 | ADAPTER-HOSE-TYGON - 2" BVL |
| 81580062 | ADAPTER-HOSE-TYGON - 2.5" BVL |
| 81590095 | ADAPTER-HOSE-TYGON - 3" BVL |
| 81580044 | ADAPTER-HOSE-TYGON - 2" THRD |



| | |
|----------|----------------------------|
| 81560280 | FERRULE - TANK WELD - 1" |
| 81560124 | FERRULE - TANK WELD - 1.5" |
| 81560125 | FERRULE - TANK WELD - 2" |
| 81560193 | FERRULE - TANK WELD - 2.5" |
| 81560126 | FERRULE - TANK WELD - 3" |
| 81560194 | FERRULE - TANK WELD - 4" |



| | |
|----------|------------------------------------|
| 81560227 | ADAPTER - BARBED - 1" X TC |
| 81560260 | ADAPTER - BARBED - 1.25" X 1.5" TC |
| 81560228 | ADAPTER - BARBED - 1.5" X TC |
| 81560223 | ADAPTER - BARBED - 2" X TC |
| 81560278 | ADAPTER - BARBED - 3" X TC |



| | |
|----------|-------------------------------|
| 81560205 | ADAPTER - BARBED - 1.5" X BVL |
| 81560221 | ADAPTER - BARBED - 2" X BVL |
| 81560282 | ADAPTER - BARBED - 2.5" X BVL |
| 81560222 | ADAPTER - BARBED - 3" X BVL |
| 81560225 | ADAPTER - BARBED - 2" X THRD |



| | |
|----------|---------------------------------|
| 81560010 | BEND-TC-MITERED-2.5" X 180 DEG |
| 81560011 | BEND-TC-MITERED-3" X 180 DEG-6" |
| 81560012 | BEND-TC-MITERED-4" X 180 DEG-9" |
| 81560218 | BEND-TC-MITERED-4" X 180 DEG-6" |



| | |
|----------|--------------------------------|
| 81210009 | BEND - 1.5"TC X 180 - 4.5" C/C |
| 81210010 | BEND - 2"TC X 180 - 6" C/C |
| 81210011 | BEND - 3"TC X 180 - 9" C/C |



| | |
|----------|--------------------------------|
| 81560100 | TEE - TRI CLAMP - 1" - (7MP) |
| 81560101 | TEE - TRI CLAMP - 1.5" - (7MP) |
| 81560102 | TEE - TRI CLAMP - 2" - (7MP) |
| 81560103 | TEE - TRI CLAMP - 2.5" - (7MP) |
| 81560104 | TEE - TRI CLAMP - 3" - (7MP) |
| 81560105 | TEE - TRI CLAMP - 4" - (7MP) |



| | |
|----------|--------------------------------|
| 81560286 | TEE - TC - RDCNG - 2" X 1" |
| 81560106 | TEE - TC - RDCNG - 2" X 1.5" |
| 81560107 | TEE - TC - RDCNG - 2.5" X 1.5" |
| 81560108 | TEE - TC - RDCNG - 2.5" X 2" |
| 81560109 | TEE - TC - RDCNG - 3" X 1.5" |
| 81560110 | TEE - TC - RDCNG - 3" X 2" |
| 81560111 | TEE - TC - RDCNG - 4" X 1.5" |
| 81560112 | TEE - TC - RDCNG - 4" X 2" |



| | |
|----------|---------------------------|
| 81560202 | LINE SPLITTER - TC - 1" |
| 81560084 | LINE SPLITTER - TC - 1.5" |
| 81560085 | LINE SPLITTER - TC - 2" |
| 81560086 | LINE SPLITTER - TC - 2.5" |
| 81560087 | LINE SPLITTER - TC - 3" |



| | |
|----------|---------------------------------|
| 81560195 | LATERAL "Y" - 1" - CxCxC |
| 81560209 | LATERAL "Y" - 1.5" - CxCxC |
| 81560178 | LATERAL "Y" - 2" - CxCxC |
| 81560179 | LATERAL "Y" - 3" - CxCxC |
| 81560243 | LATERAL "Y" - 2" x 1.5" - CxCxC |



| | |
|----------|-------------------------|
| 81560201 | TRUE "Y" - 1" - CxCxC |
| 81560234 | TRUE "Y" - 1.5" - CxCxC |
| 81560208 | TRUE "Y" - 2" - CxCxC |

Drain Elbows



| | |
|----------|--------------------------------|
| 81220023 | ELBOW-1.5" DRAIN-W/ 3/4" LEFT* |
| 81220024 | ELBOW-1.5" DRAIN-W/ 3/4" RIGHT |
| 81220081 | ELBOW-2" DRAIN-W/ 3/4" LEFT |
| 81220100 | ELBOW-2" DRAIN-W/ 3/4" RIGHT |

*Pictured



| | |
|----------|--------------------------------|
| 81220022 | ELBOW-1.5" DRAIN-W/ 3/4" TUBE |
| 81220026 | ELBOW-1.5" DRAIN-W/ 7/16" TUBE |
| 81220028 | ELBOW-2" DRAIN-W/ 3/4" TUBE |
| 81220029 | ELBOW-2" DRAIN-W/ 7/16" TUBE |



| | |
|----------|-----------------------------------|
| 81220025 | ELBOW-1.5" DRAIN-W/ 3/4" PARALLEL |
| 81220027 | ELBOW-2" DRAIN-W/ 3/4" PARALLEL |



| | |
|----------|-----------------------------|
| 81570029 | TEE - WELD - .75" - (L7WWW) |
| 81570030 | TEE - WELD - 1" - (L7WWW) |
| 81570031 | TEE - WELD - 1.5" - (L7WWW) |
| 81570032 | TEE - WELD - 2" - (L7WWW) |
| 81570033 | TEE - WELD - 2.5" - (L7WWW) |
| 81570034 | TEE - WELD - 3" - (L7WWW) |
| 81570035 | TEE - WELD - 4" - (L7WWW) |



| | |
|----------|-----------------------------------|
| 81570027 | TEE-WELD-REDUCING-1-1/2" X 1" |
| 81570036 | TEE-WELD-REDUCING-2" X 1" |
| 81570037 | TEE-WELD-REDUCING-2" X 1.5" |
| 81570070 | TEE-WELD-REDUCING-2-1/2" X 1-1/2" |
| 81570038 | TEE-WELD-REDUCING-2.5" X 2" |
| 81570058 | TEE-WELD-REDUCING-3" X 1" |
| 81570039 | TEE-WELD-REDUCING-3" X 1.5" |
| 81570040 | TEE-WELD-REDUCING-3" X 2" |



| | |
|----------|-----------------------------|
| 81570016 | LINE SPLITTER - WELD - 1.5" |
| 81570017 | LINE SPLITTER - WELD - 2" |
| 81570018 | LINE SPLITTER - WELD - 2.5" |



| | |
|----------|---------------------------|
| 81570059 | LATERAL "Y" - 1" - WELD |
| 81570054 | LATERAL "Y" - 1.5" - WELD |



| | |
|----------|----------------------|
| 81570061 | TRUE "Y" - 2" - WELD |
|----------|----------------------|

Specialty Elbows



| | |
|----------|----------------------------------|
| 81580068 | ELBOW -RDCNG-3" BVL 2" THRD X 90 |
|----------|----------------------------------|



| | |
|----------|----------------------------|
| 81580045 | ELBOW - NUT/THRD - 2" X 90 |
|----------|----------------------------|



| | |
|----------|------------------------------------|
| 81580053 | ELBOW - TC X BVL - 1.5" X 90 w/NUT |
| 81580046 | ELBOW - TC X BVL - 2" X 90 w/NUT |



| | |
|----------|---------------------------|
| 81590002 | ELBOW - SS/GL - 1.5" X 90 |
| 81590102 | ELBOW - SS/GL - 2" X 90 |

Specialty Elbows

| | | | | | |
|--|--|--|---|--|--|
|  | 81580047 81580056 | ELBOW - TC/THRD - 2" X 90 ELBOW - TC/THRD - 3" X 90 |  | 81560233 81560267 81580065 | ELBOW -RDCNG-2" BVL 1" TC CONE ELBOW -RDCNG-3" BVL 1.5" TC CONE ELBOW-RDCNG-3"BVL X 2" TC CONE |
|  | 81580048 | ELBOW - THD/THD - 2" X 90 |  | 81580050 81580066 81580063 | ELBOW - 1.5" X 90 BVL X WELD w/NUT ELBOW - 2" X 90 BVL X WELD w/NUT ELBOW - 2.5" X 45 WELD X BVLw/NUT |
|  | 81560182 | ELBOW-TC-RDCNG-2" X 1.5" X 90 |  | 81580051 81580061 81510002 81510003 | ELBOW - 3" TC X 2" WELD X 90-LF ELBOW - 3" BVL X 2" WELD X 90-LF ELBOW - 2" BVL X 1-1/2" WELD-LF ELBOW - 2" BVL X 1-1/2" W-RT |
|  | 81560013 81560014 81560015 81560016 81560017 81560018 81560019 | CAP-SOLID END-1" & 1.5"-(16AMP) CAP - SOLID END - 2" - (16AMP) CAP - SOLID END - 2.5"-(16AMP) CAP - SOLID END - 3" - (16AMP) CAP - SOLID END - 3/4"-(16AMP) CAP - SOLID END - 4" - (16AMP) CAP - SOLID END - 6" - (16AMP) |  | 81510034 81510105 81580215 | ELBOW-2"BVL X 1-1/2" TC - RT ECC ELBOW-2"BVL X 1-1/2" TC - LF ECC ELBOW-3"BVL X 2-1/2" TC - ECC |
|  | 81560072 81560073 81560074 81560075 81560076 81560077 81560078 81560079 81560217 | INLET-WASH-CONC-1.5"W 3/4" TUBE INLET-WASH-CONC-1.5"W 5/8" TUBE INLET-WASH-CONC-1.5"W 7/8" TUBE INLET-WASH-CONC-1.5" W/1" TUBE INLET-WASH-CONC-2" W/ 1" TUBE INLET-WASH-CONC-2" W 3/4" TUBE INLET-WASH-CONC-2" W 5/8" TUBE INLET-WASH-CONC-2" W 7/8" TUBE INLET-WASH-CONC-3" W 3/4" TUBE |  | 81580039 81580042 81580043 | ADAPTER-1.5" TC/THRD-(17MP-15) ADAPTER-2" TC/THRD-(17MP-15) ADAPTER-2.5" TC/THRD-(17MP-15) |
|  | 81560080 81560081 81560082 81560083 | INLET-WASH-ECC-1.5" W 3/4" TUBE INLET-WASH-ECC-2" W 3/4" TUBE INLET-WASH-ECC-2" W 5/8" TUBE INLET-WASH-ECC-2.5" W 3/4" TUBE |  | 81580040 81580041 81580057 | ADAPTER-1.5" TC/BVL W/NUT-(17MP-15) ADAPTER-2" TC/BVL W/NUT-(17MP-15) ADAPTER-3" TC/BVL W/NUT |
|  | 81580077 | INLET-WASH-ECC-2" BVL w/3/4" TUBE |  | 81560212 81560230 81560210 81560203 81560242 | ADAPTER-1.25" NPT X WELD ADAPTER-1.5" NPT X WELD ADAPTER-2" NPT X WELD ADAPTER-3" NPT X WELD ADAPTER-3" FNPT X WELD |
|  | 81560000 81560001 81560002 81560003 81560004 81560005 81560246 81560240 | ADAPTER - 1" - NPT/TC ADAPTER - 1.5" - NPT/TC ADAPTER - 2" - NPT/TC ADAPTER - 2-1/2" - NPT/TC ADAPTER - 3" - NPT/TC ADAPTER - 2" TC X 1.5" NPT ADAPTER - 2" TC X 1" NPT ADAPTER - 3" TC X 2" NPT |  | 81590105 81590106 | ADAPTER - 1.5" - SURGE X TC ADAPTER - 2" - SURGE X TC |
| | 81590000 81560204 81560241 81560235 | ADAPTER - 1.5" TC X FNPT ADAPTER - 1.5" TC X 1" FNPT ADAPTER - 3" TC X 2" FNPT ADAPTER - 2" TC X FNPT | | | |



| | |
|----------|----------------------------|
| 81580000 | CAP - PLAIN - 1" - (16A) |
| 81580001 | CAP - PLAIN - 1.5" - (16A) |
| 81580002 | CAP - PLAIN - 2" - (16A) |
| 81580003 | CAP - PLAIN - 2.5" - (16A) |
| 81580004 | CAP - PLAIN - 3" - (16A) |

Reducers



| | |
|----------|----------------------------------|
| 81560268 | REDUCER - TC - 1" X .75" - CON |
| 81560215 | REDUCER - TC - 1.5" X 1" - CON |
| 81560232 | REDUCER - TC - 2" X 1" - CON |
| 81560091 | REDUCER - TC - 2" X 1.5" - CON |
| 81560092 | REDUCER - TC - 2.5" X 1" - CON |
| 81560239 | REDUCER - TC - 2.5" X 1.5" - CON |
| 81560093 | REDUCER - TC - 2.5" X 2" - CON |
| 81560088 | REDUCER - TC - 3" X 1.5" - CON |
| 81560094 | REDUCER - TC - 3" X 2" - CON |
| 81560095 | REDUCER - TC - 3" X 2.5" - CON |
| 81560096 | REDUCER - TC - 4" X 2" - CON |
| 81560283 | REDUCER - TC - 4" X 2.5" - CON |
| 81560245 | REDUCER - TC - 4" X 3" - CON |



| | |
|----------|----------------------------------|
| 81560207 | REDUCER - TC - 1.5" X 1" - ECC |
| 81560273 | REDUCER - TC - 2" X 1" - ECC |
| 81560097 | REDUCER - TC - 2" X 1.5" - ECC |
| 81560089 | REDUCER - TC - 2.5" X 1.5" - ECC |
| 81560098 | REDUCER - TC - 2.5" X 2" - ECC |
| 81560090 | REDUCER - TC - 3" X 1.5" - ECC |
| 81560099 | REDUCER - TC - 3" X 2" - ECC |
| 81560269 | REDUCER - TC - 3" X 2.5" - ECC |
| 81560284 | REDUCER - TC - 4" X 2.5" - ECC |



| | |
|----------|---------------------------------------|
| 81560238 | REDUCER - TC - 2" X 1.5" - SHORT-CONC |
| 81560277 | REDUCER - TC - 4" X 3" - SHORT-CONC |



| | |
|----------|------------------------------------|
| 81580060 | REDUCER - 3" BVL CAP X 2" THRD-ECC |
|----------|------------------------------------|



| | |
|----------|-----------------------------------|
| 81580038 | REDUCER - 2" BVL ECC X 1.5" W/NUT |
|----------|-----------------------------------|



| | |
|----------|--------------------------------|
| 81580069 | REDUCER - 3" BVL X 2" TC - ECC |
|----------|--------------------------------|



| | |
|----------|--------------------------------|
| 81580005 | NUT - HEX UNION - 1" - (13H) |
| 81580006 | NUT - HEX UNION - 1.5" - (13H) |
| 81580007 | NUT - HEX UNION - 2" - (13H) |
| 81580008 | NUT - HEX UNION - 2.5" - (13H) |
| 81580009 | NUT - HEX UNION - 3" - (13H) |
| 81580011 | NUT - HEX UNION - 4" - (13H) |



| | |
|----------|-------------------------------|
| 81570073 | REDUCER-WELD-CONC-1" X .75" |
| 81570074 | REDUCER-WELD-CONC-1.5" X .75" |
| 81570068 | REDUCER-WELD-CONC-1.5" X 1" |
| 81570019 | REDUCER-WELD-CONC-2" X 1" |
| 81570020 | REDUCER-WELD-CONC-2" X 1.25" |
| 81570021 | REDUCER-WELD-CONC-2" X 1.5" |
| 81570075 | REDUCER-WELD-CONC-2.5" X 1.5" |
| 81570022 | REDUCER-WELD-CONC-2.5" X 2" |
| 81570023 | REDUCER-WELD-CONC-3" X 1.5" |
| 81570024 | REDUCER-WELD-CONC-3" X 2" |
| 81570025 | REDUCER-WELD-CONC-4" X 2" |



| | |
|----------|----------------------------|
| 81570060 | REDUCER-WELD-ECC-2" X 1" |
| 81570026 | REDUCER-WELD-ECC-2" X 1.5" |
| 81570027 | REDUCER-WELD-ECC-2.5" X 2" |
| 81570028 | REDUCER-WELD-ECC-3" X 2" |



| | |
|----------|---------------------------------|
| 81580049 | REDUCER-3" THRD X 1.5" TC-CONC |
| 81580038 | REDUCER-ECC-2" BEV X 1.5" W/NUT |
| 81560224 | REDUCER-3" THRD X 2" BVL SEAT |
| 81560244 | REDUCER-2.5" THRD X 2" BVL SEAT |



| | |
|----------|--------------------------------------|
| 81560289 | REDUCER - TC - 3" X 2" - ECC - SHORT |
| 81560281 | REDUCER - TC - 4" X 2" - ECC - SHORT |



| | |
|----------|------------------------------|
| 81580052 | REDUCER - 3" BVL X 2" THREAD |
|----------|------------------------------|



| | |
|----------|---------------------------|
| 81580087 | REDUCER-3" TC X 2" THREAD |
|----------|---------------------------|



| | |
|----------|--------------------------|
| 81580058 | CAP PLAIN - 3" W/2" HOLE |
|----------|--------------------------|

| | | |
|--|----------|---|
|  | 81750236 | NIPPLE ONLY - CLAMP ON 1" W/FERRULE |
|  | 81750017 | NIPPLE ONLY - CLAMP ON - 1" OD |
|  | 81750014 | NIPPLE-CLAMP ON-3/4"OD-1-1/2"-3" |
| | 81750015 | NIPPLE-CLAMP ON-1 1/16"OD-1-1/2"-3" |
| | 81750016 | NIPPLE-CLAMP ON-7/8"OD-1-1/2"-3" |
| | 81750021 | NIPPLE-CLAMP ON-7/8"OD-2-1/2"-4" |
|  | 81750159 | NIPPLE-CLAMP ON-180 DEG-3/4" |
|  | 81750020 | NIPPLE-CLAMP ON-PRPNDCLR-3/4"OD |
|  | 81750239 | NIPPLE-CLAMP ON-PARALLEL-3/4"OD |
| | 81750019 | NIPPLE-CLAMP ON-PARALLEL-7/8"OD |
| | 81750202 | NIPPLE ONLY-PARALLEL LOW PROFILE - 7/8" |
| | 81750230 | NIPPLE ONLY - 7/8" X 45 DEGREES |
|  | 81750011 | GASKET-NIPPLE-CLAMP ON 9/16"-3/4" |
| | 81750012 | GASKET-NIPPLE-CLAMP ON 3/4"LRG |
| | 81750013 | GASKET-NIPPLE-CLAMP ON 7/8"-1" |
|  | 81750187 | CAP-CLAMP ON BLANK INLETS - 1.5" |
| | 81750179 | CAP-CLAMP ON BLANK INLETS - 3" |

| | | |
|---|----------|---|
|  | 81750028 | CLOSURE-MILK INLET-RUBBER-3/4" |
| | 81750029 | CLOSURE-MILK INLET-RUBBER-5/8" |
|  | 81750030 | CLOSURE - TUBE - 9/16"OD - 1-1/8 |
|  | 81750000 | NIPPLE-WELD ON -3/4" X 1-3/4" |
| | 81750001 | NIPPLE-WELD ON -7/8" X 1-3/4" |
| | 81750003 | NIPPLE-WELD ON -1" X 1-3/4" |
| | 81750002 | NIPPLE-WELD ON -7/8" X 4" |
| | 81750161 | NIPPLE-WELD ON -3/4" X 4" |
| | 38050704 | TUBE CONNECTOR - 5/8" ID - 2.5" |
| * 3/4" OD SS = 5/8" ID | | |
| 7/8" OD SS = 3/4" ID | | |
|  | 81750168 | ELBOW-WELD ON-3/4" X 135 DEGREE |
| | 81570048 | ELBOW-WELD ON-3/4" X 90 DEGREE 2" TANG |
| | 81750148 | ELBOW-WELD ON-7/8" X 90 DEGREE |
| | 81570051 | ELBOW-WELD ON-7/8" X 90 DEGREE 2.5" TANG |
| | 81570071 | ELBOW-WELD ON-7/8" X 45 DEGREE 1.5" & 3" TANG |
|  | 81750152 | REDUCER - 3/4" OD X 7/8" OD - SS |
| | 81750155 | REDUCER - 3/4" OD X 1" OD - SS |
| | 81750170 | REDUCER - 7/8" OD X 1" OD - SS |
|  | 81750022 | MILK VALVE - 1.5" W/SLIP COVER |
| | 81750023 | MILK VALVE - 2" W/SLIP COVER |
| | 81750024 | MILK VALVE - 2.5" W/SLIP COVER |
| | 81750025 | MILK VALVE - 3" W/SLIP COVER |
| | 81750031 | GASKET - SQUARE-MILK VALVE |
| | 81750032 | O RING-BLUE PLASTIC MILK VLV |
|  | 81750026 | ADAPTER-5/8" SLIDING MILK VLV |
| | 81750027 | ADAPTER-REVERSE-5/8"-MILK VLV |

**NOTE* WE MAKE CUSTOM BUILT MILKLINES WITH WELDED INLETS.
CALL FOR DETAILS!**

Hangers



| | |
|----------|------------------------------|
| 81590035 | HANGER - U - ONLY |
| 81590036 | HANGER - EXTENDED U - ONLY |
| 81590089 | HANGER - U - 1.5"-2" - KIT |
| 81590090 | HANGER - U - 2"-3" - KIT |
| 81590091 | HANGER-EXT U- 1.5"-2" - KIT |
| 81590092 | HANGER-EXT U- 2"-3" - KIT |
| 81590034 | HANGER - L - ONLY |
| 81590087 | HANGER - L - 1.5"-2" - ASSMB |
| 81590088 | HANGER - L - 2"-3" - ASSMB |

| | |
|----------|---------------------------------|
| 81590038 | CLAMP-HOSE-SS-2" (H36-SS) |
| 81590039 | CLAMP-HOSE-SS-3-5/16" TO 4" |
| 81590040 | CLAMP-HOSE-SS-1-5/8" MIN 3-1/4" |
| 81590037 | CLIP - L HANGER |



| | |
|----------|--------------------|
| 81590041 | HANGER-TUBING-1" |
| 81590043 | HANGER-TUBING-1.5" |
| 81590045 | HANGER-TUBING-2" |
| 81590047 | HANGER-TUBING-2.5" |
| 81590048 | HANGER-TUBING-3" |
| 81590050 | HANGER-TUBING-3.5" |
| 81590051 | HANGER-TUBING-4" |
| 81590052 | HANGER-TUBING-4.5" |
| 81590053 | GROMMET - 1/8" |
| 81590094 | GROMMET - 1/4" |
| 81590108 | GROMMET - 3/8" |



| | |
|----------|----------------------------------|
| 81590042 | HANGER-TUBING-1" W/POLY COLLAR |
| 81590044 | HANGER-TUBING-1.5"-W/POLY COLLAR |
| 81590046 | HANGER-TUBING-2"-W/POLY COLLAR |
| 81590075 | HANGER-TUBING-2.5"-W/POLY COLLAR |
| 81590049 | HANGER-TUBING-3"-W/POLY COLLAR |
| 81590076 | HANGER-TUBING-4"-W/POLY COLLAR |



| | |
|----------|--------------------------------|
| 81590101 | POLY COLLAR-1" TUBING HANGAR |
| 81590077 | POLY COLLAR-1.5" TUBING HANGER |
| 81590054 | POLY COLLAR-2" TUBING HANGER |
| 81590078 | POLY COLLAR-2.5" TUBING HANGER |
| 81590055 | POLY COLLAR-3" TUBING HANGER |
| 81590079 | POLY COLLAR-4" TUBING HANGER |



| | |
|----------|--------------------------------------|
| 39650102 | BRACKET-NYLON-1.5"(38MM) SS TUBING |
| 39650103 | BRACKET-NYLON-1.625"(40MM) SS TUBING |
| 39650104 | BRACKET-NYLON-2"(51MM) SS TUBING |
| 39650105 | BRACKET-NYLON-2.5"(63MM) SS TUBING |
| 39650106 | BRACKET-NYLON-3"(76MM) SS TUBING |



| | |
|----------|--------------------------|
| 39800419 | BRACKET - RAM MOUNT - SS |
|----------|--------------------------|



| | |
|----------|----------------------------|
| 81590026 | HANGER-MOUNTING-1.5" SS |
| 81590027 | HANGER-MOUNTING-2" SS |
| 81590028 | HANGER-MOUNTING-2.5" SS |
| 81590030 | HANGER-MOUNTING-3" SS |
| 81590031 | HANGER-MOUNTING-4" SS |
| 81590080 | HANGER-MOUNTING-1.5" PVC |
| 81590081 | HANGER-MOUNTING-2" PVC |
| 81590029 | HANGER-MOUNTING-3" PVC |
| 81590082 | HANGER-MOUNTING-4" PVC |
| 81590083 | RAIL-HD CLAMP MOUNTING-16" |
| 81590084 | RAIL-HD CLAMP MOUNTING-24" |
| 81590032 | RAIL-HD CLAMP MOUNTING-48" |



| | |
|----------|------------------------------|
| 81590014 | SLIDING BRACKET - 12" - SS |
| 81590015 | SLIDING BRACKET - 24" - SS |
| 81590022 | BRACKET - BACK PLATE ONLY SS |



| | |
|----------|--------------------------------|
| 81590020 | BRACKET - SINGLE MOUNTING - SS |
| 81590021 | BRACKET - DOUBLE MOUNTING - SS |



| | |
|----------|--------------------------------|
| 81590033 | BRACKET - WALL- 1" - STAINLESS |
|----------|--------------------------------|



| | |
|----------|----------------|
| 81590016 | C-CLAMP - 1.5" |
| 81590017 | C-CLAMP - 2" |
| 81590018 | C-CLAMP - 2.5" |
| 81590019 | C-CLAMP - 3" |
| 81590096 | C-CLAMP - 4" |



| | |
|----------|------------------------------|
| 39800848 | FLANGE - DELIVERY LINE -5/8" |
|----------|------------------------------|



| | |
|----------|------------------------------------|
| 81550104 | ROD - 5/8" - 304 SS - PER FT |
| 81550100 | TUBING - RECT - 1" X 2" - 304 SS |
| 81550101 | TUBING - SQUARE - 1" X 1" - 304 SS |

Tools



81710235 TUBING EXPANDER - 1"
81710226 TUBING EXPANDER - 1.5"
81710227 TUBING EXPANDER - 2"
81710236 TUBING EXPANDER - 2.5"
81710238 TUBING EXPANDER - 3"



81710244 EXPANDING BLOCK - 1"
81710239 EXPANDING BLOCK - 1.5"
81710271 EXPANDING BLOCK - 2"
81710268 EXPANDING BLOCK - 2.5"
81710263 EXPANDING BLOCK - 3"



81710200 WRENCH - DOUBLE END
2" X 1.5"
81710201 WRENCH - DOUBLE END
3" X 2"



81590099 FLANGE-WALL-SS-1" TUBING
81590056 FLANGE-WALL-SS-1.5" TUBING
81590057 FLANGE-WALL-SS-2" TUBING
81590058 FLANGE-WALL-SS-2.5" TUBING
81590059 FLANGE-WALL-SS-3" PVC
81590060 FLANGE-WALL-SS-3" TUBING
81590061 FLANGE-WALL-SS-4" TUBING



81710281 WRENCH - 70MM
BEEKSON



81710241 SAWING VISE - 1"
81710228 SAWING VISE - 1.5"
81710229 SAWING VISE - 2"
81710240 SAWING VISE - 2.5"
81710043 SAWING VISE - 3"
81710255 SAWING VISE - 4"



81710046 WRENCH
CHEMICAL DRUM



81710280 WRENCH - DRUM
BECKSON



81710202 WRENCH - SINGLE END - 1.5"
81710203 WRENCH - SINGLE END - 2"
81710204 WRENCH - SINGLE END - 2.5"
81710205 WRENCH - SINGLE END - 3"
81710208 WRENCH - SINGLE END - 4"

This image shows a single sheet of white paper with horizontal blue lines, resembling notebook paper. The lines are evenly spaced and run across the width of the page. There is no handwriting or other markings on the paper.

Plate Coolers



| Part No. | Description | No. Plates | Weight | Milk cooled/hr | Water required/hr |
|---|-------------|------------|--------|------------------|-------------------|
| Single pass, milk cooled to within 7 degrees F. of water temperature.* | | | | | |
| 81500017 | MINI 19 | 19 | 80 | 251 gal (950 L) | 726 gal (2750 L) |
| 81500010 | MINI 31 | 31 | 89 | 502 gal (1900 L) | 1439 gal (5450 L) |
| 81500011 | MINI 55 | 55 | 106 | 964 gal (3650 L) | 2892 gal (7250 L) |
| Double pass, milk cooled to within 5 degrees F. of water temperature.* | | | | | |
| 81500006 | MINI 2X 58 | 58 | 116 | 499 gal (1890 L) | 1495 gal (5660 L) |

*Based upon 3 gallons of water flow to 1 gallon of milk flow.

Mini Coolers have 1" NPT water inlets, 1.5" Ferruled milk inlets, and are 26" high X 8" wide (depth varies with the number of plates). End plates are approximately 5/8" thick. Coolers come with wall-mounting bracket.



- 81500007 PLATE COOLER-M400 (30 PLATES)
- 81500008 PLATE COOLER-M600 (42 PLATES)
- 81500009 PLATE COOLER-M800 (54 PLATES)



- 81500045 VALVE-DIAPHRAGM-3/4" - 120V
- 81500031 VALVE-DIAPHRAGM-3/4" -240V
- 81500032 VALVE-DIAPHRAGM-1"-240V
- 81500038 VALVE-DIAPHRAGM-1"-120V



- 81500042 REBUILD KIT-1" VALVE-418P
- 81500043 COIL - 120V-1" 418 VALVE
- 81500044 COIL - 240V-1" 418 VALVE
- 81510109 REPAIR KIT - VALVE - 474P
- 81510110 REPAIR KIT - 3/4" VALVE - 476P
- 81510107 COIL - 120V-3/4"- 476 VALVE
- 81510108 COIL - 240V-3/4"- 476 VALVE



- 81500014 PLATE W/GASKET-PLATE COOLER-SK*
- *Fits many similar sized plate coolers-BM-DV-DX
- Coburn-Schlueter



- 81560159 GASKET - CLAMP - SCREEN - 1.5"
- 81560160 GASKET - CLAMP - SCREEN - 2 "
- 81560161 GASKET - CLAMP - SCREEN - 2.5"
- 81560162 GASKET - CLAMP - SCREEN - 3 "



- 81500003 GASKET-PLATE COOLER-SKELLERUP*
- 81500041 ADHESIVE-PLATE COOLER-PLATES
- *Fits many similar sized plate coolers-BM-Dv-DX
- Coburn-Schlueter



- 81560196 GASKET - PERF DISC - 1.5"
- 81560197 GASKET - PERF DISC - 2.0"
- 81560198 GASKET - PERF DISC - 2.5"
- 81560199 GASKET - PERF DISC - 3.0"
- 81560200 GASKET - PERF DISC - 4.0"



- 81500036 GROMMET-MILK INLET- EXACTA
- 81500037 GROMMET-WATER INLET-EXACTA



- 81500005 GROMMET-PLATE COOLER-SKELLERUP



Filter Assembly for Socks

| | |
|----------|------------------------------------|
| 81250000 | STRAINER-17" X 1.5" SIDE-SOLID |
| 81250002 | STRAINER-33-1/2" X 1.5" SIDE-SOLID |
| 81250004 | STRAINER-33-1/2" X 2" SIDE-SOLID |

Filter Assembly for Tubes

| | |
|----------|-----------------------------------|
| 81250001 | STRAINER-33-1/2" X 1.5" SIDE-OPEN |
| 81250003 | STRAINER-33-1/2" X 2" SIDE-OPEN |



| | |
|----------|---------------------------------------|
| 81250025 | O-RING W/TABS-4-7/8" FILTERS |
| 81250019 | O-RING FILTER SEAL-4-7/8" SD STRAINER |



| | |
|----------|---------------------------------|
| 81250054 | GASKET-WHITE-2-1/4" SD STRAINER |
| 81250055 | GASKET-WHITE-3" SD STRAINER |
| 81250016 | GASKET-WHITE-4-7/8" SD STRAINER |



| | |
|----------|-------------------------------------|
| 81250021 | O-RING SEAL - 4-7/8" LIBERTY FILTER |
|----------|-------------------------------------|



| | |
|----------|---------------------------------|
| 81250048 | RETAINER-TOP-DELAVAL STRAINER |
| 81250029 | RETAINER-4"(TOP) RUBBER-IN LINE |



| | |
|----------|---------------------------------------|
| 81250026 | PLUG - 3-EAR - 4-7/8" SD STRAINER-TSC |
|----------|---------------------------------------|



| | |
|----------|----------------------------------|
| 81250027 | PLUG-RUBBER-3-EAR RIBBED-IN LINE |
|----------|----------------------------------|



| | |
|----------|--|
| 81690085 | COIL & RETNR - 12" - PERFECT FIT-TC |
| 81690086 | COIL & RETNR - 24" - PERFECT FIT-TC* |
| 81690087 | COIL & RETNR - 24" - PERFECT FIT-SURGE |
| 81250047 | RETAINER - SURGE - PERFECT FIT |
| 81250049 | RETAINER-TRI CLAMP-PERFECT FIT |
| *Shown | |



| | |
|----------|-----------------------------------|
| 81250043 | GASKET - RETAINER - DV/BM |
| 81250044 | GASKET-RETAINER-IN LINE-TRI-CLAMP |
| 81220031 | 1-1/2" SURGE GASKET |



| | |
|----------|--------------------------------|
| 81250050 | SPRING - 12" S.S. - STRAINER |
| 81250051 | SPRING - 24" S.S. - STRAINER |
| 81250042 | COIL & RETNR - 24" - TRI-CLAMP |



81250008 STRAINER-2-1/4" X 24"-SIDE DIS
81250009 STRAINER-3" X 23-1/2"-SIDE DIS




81250017 HEAD-FILTER-2-1/4" SD STRAINER
81250018 HEAD-FILTER-3" SD STRAINER



81250020 O RING-FILTER- 2-1/4" SD STRAINER
81250023 O RING-LARGE DIAM-3" X 23-1/2"*
81250024 O RING-SMALL DIAM-3" X 23-1/2"**

*Fits BM filter frame
**Fits Rodgers filter frame



81250030 SPRING-FILTER-2-1/4" SD STRAINER
81250031 SPRING-FILTER-3" X 23-1/2" STRAINER



81250014 GASKET-WHITE RUBBER-2-1/4"
SD STRAINER
81250015 GASKET-WHITE RUBBER-3"
SD STRAINER

Milk Samplers



81700178 E-Z SAMPLER - 3/4"
81700191 E-Z SAMPLER - 5/8"



81750198 SAMPLE DIPPER-4 OZ - SS



81700277 ELBOW - SAMPLER - 1.5" W/NUT
81700278 ELBOW - SAMPLER - 2" W/NUT
81700279 ELBOW - SAMPLER - 2.5" W/NUT
81700280 ELBOW - SAMPLER - 3" W/NUT



81700281 SAMPLER - ASEPTIC BLACK - 7 PORT



81700283 BAG SAMPLING - 250 ML - COMPOSITE
81700284 BAG SAMPLING - 2 L - COMPOSITE



81700282 SAMPLER - ASEPTIC WHITE - 7 PORT



81700226 SAMPLER - STRING - ECONOMY - 1.5"

Ken Ag Filters



| | | |
|----------|------|-----------------------------------|
| 81690015 | D576 | SOCK-2" X 24"-BREAK PROOF |
| 81690016 | D979 | SOCK-2-1/4" X 12"-BREAK PROOF |
| 81690017 | D577 | SOCK-2-1/4" X 24"-BREAK PROOF |
| 81690018 | D572 | SOCK-3" X 23-3/8"-BREAK PROOF |
| 81690019 | D548 | SOCK-4-7/8" X 33-1/2"-BREAK PROOF |
| 81690020 | D546 | SOCK-4-7/8" X 17"-BREAK PROOF |
| 81690024 | D588 | SOCK-2" X 24"-ULTRA FLOW |
| 81690025 | D590 | SOCK-2-1/2" X 24"-ULTRA FLOW |
| 81690026 | D584 | SOCK-2-1/4" X 12"-ULTRA FLOW |
| 81690027 | D589 | SOCK-2-1/4" X 24"-ULTRA FLOW |
| 81690028 | D591 | SOCK-2-3/4" X 23-1/2"-ULTRA FLOW |
| 81690021 | D538 | TUBE-4-7/8" X 33-1/2"-BREAK PROOF |
| 81690022 | D547 | TUBE-4-7/8" X 17"-BREAK PROOF |
| 81690023 | D539 | TUBE-4-7/8" X 36"-BREAK PROOF |
| 81690083 | D534 | TUBE-6" X 26" - BREAK PROOF |
| 81690014 | D110 | FILTER-DISKS-NON-GAUZE-6-1/2" |
| 81690030 | D567 | SOCK-2-1/4" X 12" - LOW PRESSURE |
| 81690031 | D568 | SOCK-2-1/4" X 24" - LOW PRESSURE |

Tuffy Filters



| | | | |
|----------|---------------------------|----------|-----------------------------|
| 81690002 | SLEEVE- 3-5/16" X 22-1/4" | 81690012 | SOCK- 4-7/8" X 28"-CASE |
| 81690003 | SLEEVE- 4-7/8" X 17" | 81690013 | SOCK- 4-7/8" X 33-1/2"-CASE |
| 81690004 | SLEEVE- 4-7/8" X 33-1/2" | | |
| 81690005 | SLEEVE- 4-7/8" X 36" | 81690060 | SOCK - 24" PERFECT FIT-CASE |
| 81690006 | SOCK - 2" X 24"-CASE | 81690000 | DISC-15" FILTER CLEAN |
| 81690007 | SOCK - 2.75" X 23.5"-CASE | 81690001 | DISC-6.5" FILTER CLEAN |
| 81690091 | SOCK-2-1/4" X 6"-CASE | | |
| 81690092 | SOCK-2-1/4" X 6-1/2"-CASE | | |
| 81690008 | SOCK- 2-1/4" X 12"-CASE | | |
| 81690009 | SOCK- 2-1/4" X 24"-CASE | | |
| 81690090 | SOCK- 2-3/16" X 24"-CASE | | |
| 81690010 | SOCK- 3" X 23-1/2"-CASE | | |
| 81690011 | SOCK- 4-7/8" X 17"-CASE | | |

Milk Check Filters



| | |
|----------|------------------------------------|
| 81690032 | SOCK - 2" X 24" MILK CHECK |
| 81690033 | SOCK - 2-1/4" X 12" MILK CHECK |
| 81690034 | SOCK - 2-1/4" X 24" MILK CHECK |
| 81690035 | SOCK - 3" X 23-3/8" MILK CHECK |
| 81690094 | SOCK - 4-7/8" X 17" MILK CHECK |
| 81690036 | SOCK - 4-7/8" X 33-1/2" MILK CHECK |
| 81690037 | TUBE - 4-7/8" X 17" MILK CHECK |
| 81690038 | TUBE - 4-7/8" X 36" MILK CHECK |

Waikato Filters



| | |
|----------|--------------------------------|
| 39650821 | SOCK-FILTER - 75 X 610MM |
| 39650822 | SOCK-FILTER - 100 X 610MM |
| 39650824 | SOCK-FILTER - 100 X 760MM |
| 39650827 | SOCK-FILTER - 150 X 760MM |
| 39650982 | SOCK-FILTER - 150 X 830MM |
| 39800957 | SOCK-FILTER - MAXI-230 X 850MM |

Dispensers



The Waikato Maxi filter dispenser fits the large MaxiFilter socks and tubes. It features a spring-loaded access door and has a hinged cover. All hinges are made of stainless steel.

39650912CMP HOLDER-FILTER SOCK-MAXI



81680000 DISPENSER-SOCK-2" X 12" HORZ PNTD*
81680002 DISPENSER-SOCK-24" HORZ PNTD*
81680006 DISPENSER-SOCK-4-7/8" X 33-1/2"

*WHILE SUPPLY LASTS



81680001 DISPENSER-SOCK-2" X 12"-VERT PNTD*
81680003 DISPENSER-SOCK-24" VERT PNTD*

*WHILE SUPPLY LASTS



81680007 DISPENSER - BIFOLD-PAINTED
81680009 DISPENSER - BIFOLD-SS



81680027 RACK - CHART W/PEN HOLDER - SS



81680015 CABINET - FILTER - SS - 4-7/8" X 36"
81680016 DISPENSER-24" MULTI SIZE-SS
81680031 DISPENSER - SS - 4-7/8" X 17"



81680021 DISPENSER-SOCK-4-7/8" X 36" SS*
81680022 DISPENSER-SOCK-3" X 24" SS*

*These cabinets have hinged front covers.



81680023 DISPENSER - FRONTLOAD
PWDR CTD



81680025 DISPENSER - HD FRONTLOAD - SS



81680028 DISPENSER BOX - MILKING GLOVE
STAINLESS STEEL

Hose Chutes



81680010 HOSE CHUTE- 5-9" -GALV*

*WHILE SUPPLY LASTS



81680019 HOSE CHUTE - 5-9" - STAINLESS
81680020 HOSE CHUTE - 9-13" - STAINLESS



Sunset Bulk Tank Washer

| | |
|----------|---------------------------------------|
| 81510081 | WASHER-BULK TANK W/DUAL SPINNER |
| 81510082 | WASHER-BULK TANK-AUTOMATIC-SUNSET |
| 81510092 | KIT - MOTOR AND DRAIN ASSEMBLY - 1 HP |
| 81510064 | PUMP HEAD WITHOUT MOTOR - 1 HP |
| 81510091 | PUMP HEAD WITHOUT MOTOR - 1/2 HP |



| | |
|----------|------------------------------------|
| 81510071 | SPINNER ASSMB - NYLON - SUNSET* |
| 81510072 | SPINNER-SQUARE PLASTIC-5/8"-SUNSET |
| 81510036 | SPINNER ASSEMBLY - W/HOSE |
| *Shown | |



| | |
|----------|------------------|
| 81510053 | IMPELLER - 1 HP |
| 81510054 | IMPELLER - .5 HP |



| | |
|----------|-----------------------------------|
| 81750131 | TIMER-SOLID STATE-110/230V-SUNSET |
| 81750167 | TIMER-DIGITAL-MUELLER |
| 81510097 | TIMER - WASH-DARIKOOL RETROFIT |
| 81750138 | TIMER - AGITATOR - DIGITAL |



| | |
|----------|--------------------------|
| 81580050 | ELBOW - 1.5" BVL - W/NUT |
| 81580066 | ELBOW - 2" BVL - W/NUT |
| 81580085 | ELBOW - 3" BVL - W/NUT |



| | |
|----------|--------------------------------|
| 81510032 | COUPLING-QUICK DISCONNECT-1/2" |
| 81510033 | COUPLING-QUICK DISCONNECT-3/4" |



| | |
|----------|--|
| 81750163 | REDUCER - 2" BVL X 1.5" THREAD PLASTIC |
| 81750169 | REDUCER - 3" BVL X 2" THREAD PLASTIC |



| | |
|----------|------------------------------|
| 81590110 | ADAPTER - TYGON - 1-1/2" BVL |
| 81590001 | ADAPTER - TYGON - 2" BVL |
| 81580062 | ADAPTER - TYGON - 2-1/2" BVL |
| 81580095 | ADAPTER - TYGON - 3" BVL |



| | |
|----------|-------------------------------------|
| 81510051 | HOUSING - 1/2 HP |
| 81510052 | HOUSING - 1 HP |
| 81510042 | GASKET - 1/2 HP |
| 81510083 | GASKET - 1 HP |
| 81510000 | ADAPTER - HOSE - 1/2" M X 3/4" HOSE |



| | |
|----------|----------------------------------|
| 81510087 | SEAL - SHAFT - SUNSET |
| 81510029 | COLLAR - MOTOR SHAFT W/SET SCREW |



| | |
|----------|---------------------------|
| 81510011 | BACKPLATE - 1 HP - SUNSET |
|----------|---------------------------|



| | |
|----------|------------------------------|
| 81510007 | ADAPTER - STRAIGHT 1.5" X 1" |
| 81510008 | ADAPTER - STRAIGHT 1.5" |
| 81510009 | ADAPTER - STRAIGHT 2" X 1.5" |



| | |
|----------|---------------------------------|
| 81510002 | ELBOW - 2" BVL X 1.5" LEFT* |
| 81510003 | ELBOW - 2" BVL X 1.5" RIGHT |
| 81580061 | ELBOW - 3" BVL X 2" WELD - LEFT |

*SHOWN



| | |
|----------|--------------------------------------|
| 81510057 | ADAPTER-OUTLET-90 DEGREE 1.5" SUNSET |
| 81510058 | ADAPTER-OUTLET-CURVED 1.5" X 1" |



| | |
|----------|----------------------------------|
| 81510034 | ELBOW-2"BVL X 1-1/2" TC - RT ECC |
| 81510105 | ELBOW-2"BVL X 1-1/2" TC - LF ECC |
| 81560233 | ELBOW-2"BVL X 1" TC - CONC |
| 81560262 | ELBOW-3"BVL X 1-1/2" TC - CONC |
| 81580065 | ELBOW-3"BVL X 2" TC - CONC |
| 81580215 | ELBOW-3"BVL X 2-1/2" TC - ECC |

| | | |
|--|--|--|
|  | 81510016 81750130 81750196 | BOTTLE - DETERGENT/ACID JAR - DETERGENT - 1 QT - SUNSET JAR - DETERGENT - 2 QT - SUNSET |
|  | 81510019 81510117 81510112 | CAP - 1.5" ID - MUELLER CAP - 2" ID - MUELLER CAP - 2" W/3/8" HOLE |
|  | 81510080 | VENT ASSEMBLY MUELLER / SUNSET |
|  | 81510046 81510068 | GROMMET - BULK TANK - 1.5" - 2" DRIP DIVERTER/AGITATOR SHIELD 1.5" - 3" |
|  | 81510069 8151013 | AGITATOR SHIELD - 1.5" SHAFT SHIELD - 1.25" |
|  | 81510074 | TAPERED INLET - RUBBER |
|  | 81510119 | COVER - BULK TANK - 7" W/1.5" HOLE |
|  | 81710209 81710210 | TAPPER - MILK - 1-1/2" S.S. TAPPER - MILK - 2" S.S. |
|  | 81510023 81510025 81510093 81510027 | CAP-THREADED-1.5"-W/CHAIN CAP - THREADED - 2" - W/CHAIN CAP - THREADED - 2.5" W/CHAIN CAP - THREADED - 3" - W/CHAIN |
|  | 81510047 81510048 | HEX NUT-PLASTIC 1.5" HEX NUT-PLASTIC 2" |
|  | 81510017 81510018 81750127 | CAP & TUBE ASSEM-PLASTIC - SUNSET CAP & TUBE ASSEM - RETROFIT GASKET - JAR COVER - SUNSET |
|  | 81510095 81510096 | DIAPHRAGM - DRAIN VALVE - DARIKOOL PLUNGER - RUBBER - DRAIN VALVE DARIKOOL |
|  | 81510061 81510090 | PLUG - TANK COVER - 1.5" PLUG - TANK COVER - 2" |
|  | 81510085 81510086 81510084 81510066 81510043 | IMPELLER - MUELLER - 1/2 HP IMPELLER - MUELLER - 3/4 HP IMPELLER - MUELLER - 1-1/2 HP SEAL ASSEMBLY - MUELLER GASKET - PUMP - MUELLER |
|  | 81750200 81510098 81510104 | GASKET - LID - BULK TANK MUELLER-BM-DKSUNSET GASKET - LID - BULK TANK NEWER STYLE - ZERO GASKET - FORMED OLDER STYLE - ZERO |
|  | 81510037 81510035 81510062 81510063 81510114 81510070 | DRAIN VALVE - MUELLER STYLE DIAPHRAGM-DRAIN VALVE-MUELLER PLUG-DRAIN VALVE-1.5"-MUELLER PLUG-DRAIN VALVE-2"-MUELLER SLEEVE - MUELLER-1.5" SLEEVE - MUELLER - 2" |
|  | 81510022 81510024 81510026 | CAP-THREADED-1.5"-BULK TANK WASH CAP-THREADED-2"-BULK TANK WASH CAP-THREADED-3"-BULK TANK WASH |
|  | 81510038 81510039 | DUST COVER - PLASTIC - 1.5" DUST COVER - PLASTIC - 2" |
|  | 81510020 81510021 | CAP-LOCKING - 1.5" OUTLET VALVE CAP-LOCKING - 2" OUTLET VALVE |



- 81520010 RECORDER - CHART
7 DAY - 50' PROBE
- 81520011 RECORDER - CHART
DUAL PEN/ DUAL PROBE
- 81520008 PROBE - CHART RECORDER - 25 FT
81520009 PROBE - CHART RECORDER - 50 FT



- 81520005 PEN - GREEN - 5 PK
81520006 PEN - RED - 5 PK



- 81510075 THERMOMETER-2" DIAL-1/4" NPT
81560236 CAP - THERMOMETER-2" TC X 1/4" NPT
81750043 INLET - CLAMP-ON - 1/4" NPT



- 81510077 THERMOMETER - POCKET - 1" DIAL



- 81750185 THERMOWELL - 1-1/2" TC
81750186 THERMOWELL - 2" TC



- 81620007 VALVE - NUT/THREAD - 1-1/2"
81620000 VALVE - NUT/THREAD - 2"
81620003 VALVE - NUT/THREAD - 3"



- 81580005 HEX NUT - SS - 1"
81580006 HEX NUT - SS - 1.5"
81580007 HEX NUT - SS - 2"
81580008 HEX NUT - SS - 2.5"
81580009 HEX NUT - SS - 3"
81580011 HEX NUT - SS - 4"



- 81580000 CAP-PLAIN-SS-1"
81580001 CAP-PLAIN-SS-1.5"
81580002 CAP-PLAIN-SS-2"
81580003 CAP-PLAIN-SS-2.5"
81580004 CAP-PLAIN-SS-3"



- 81510010 AGITATOR ASSEMBLY
W/THRD SHAFT
81510045 GEARBOX W/MOUNT



- 81520001 CHART - 24 HR - FAHRENHEIT
81520002 CHART - 48 HR - FAHRENHEIT
81520014 CHART - 72 HR - FAHRENHEIT
81520003 CHART - 7-DAY - FAHRENHEIT
81520013 CHART - 48 HR - FAHRENHEIT
PRESSURE SENSITIVE



- 81510076 THERMOMETER-LARGE
(OLD STYLE*)

*Fits DK, Mueller, Sunset and others



- 81600014 VALVE - BREAKAWAY BFV - 1.5"
81600015 VALVE - BREAKAWAY BFV - 2"
81600016 INSERT-RUBBER-1.5" BREAKAWAY VLV
81600017 INSERT-RUBBER-2" BREAKAWAY VLV



- SPACE SAVER VALVES
81600103 VALVE - BUTTERFLY - 1.5" SPACESAVER
81600104 VALVE - BUTTERFLY - 2.0" SPACESAVER
81600105 VALVE - BUTTERFLY - 2.5" SPACESAVER
81600106 VALVE - BUTTERFLY - 3.0" SPACESAVER
81600107 VALVE - BUTTERFLY - 4.0" SPACESAVER



- 81620011 VALVE - CLAMP/THREAD - 1-1/2"
81620001 VALVE - CLAMP/THREAD - 2"
81620002 VALVE - CLAMP/THREAD - 2.5"
81620004 VALVE - CLAMP/THREAD - 3"
81620006 VALVE - SURGE/THREAD - 2"



- 81580060 REDUCER-3"BVL CAP X 2" THRD-ECC



- 81620008 O RING - 1.5" DISK-VALVE-MUELLER
81620009 O RING - 2" DISK-VALVE-MUELLER
81620021 O RING - HANDLE-ANGLED VALVE
81620020 SEAT - 2" ANGLED VALVE

Washer Parts


| | | | |
|--|---|--|--|
| | 81510079 VALVE-WATER-DUAL-110V 81750125 VALVE-WATER-DUAL-220V | | 81750071 VALVE-WATER-SINGLE-110V 81750214 VALVE-WATER-SINGLE-220V 81750094 VALVE-WATER-110V - HIGH VOLUME |
| | 81750041 MIXING VALVE - WASHMASTER/SFGARD 81750083 MIXING VALVE - BENDER-HIGH CAPACITY | | 81750081 REPAIR KIT-WATER VALVE 81750082 REPAIR KIT-WATER VALVE-HIGH VOLUME 81510055 REPAIR KIT-SUNSET-DRAIN VALVE |
| | 81750070 GASKET-DET JAR-UNIVERSAL/BENDER 81750087 GASKET-ACID/DET JAR-BENDER 81750092 GASKET-100 OZ DET JAR-BENDER 81750040 GASKET-JAR-UNIVERSAL/SAFEGARD/ WASHMASTER 81750127 GASKET-JAR COVER-SUNSET 81750205 GASKET-DET JAR-SURGE 81510101 O RING - MUELLER - JAR | | 81750089 JAR-8500/9400 APLW - BENDER 81750130 JAR-DET-1 QT PLASTIC - SUNSET 81750196 JAR-DET-2 QT PLASTIC - SUNSET |
| | 81710018 HOSE-WATER-2 FT-F/M X F/M X ST 81710019 HOSE-WATER-3 FT-F/M X F/M X ST 81710020 HOSE-WATER-4 FT-F/M X F/M X ST 81710021 HOSE-WATER-6 FT-F/M X F/M X ST | | 81750088 CAP - DET JAR - 9400 - BENDER 81750118 TOP ASSEMBLY - ACID JAR BENDER 81510017 CAP & TUBE ASSEMBLY - SUNSET |
| | 81650065 VALVE-2" MDV-110V-NRML CLSD 81650066 VALVE-2" MDV-110V-NRML OPEN 81650068 VALVE-2" MDV-220V-NRML OPEN 81650069 VALVE-3" MDV-220V-NRML OPEN 81650070 VALVE-2" MDV-24V-NRML CLSD 81650071 VALVE-2" MDV-24V-NRML OPEN | | 81510028 COIL - WATER VALVE - 110V 81510120 COIL - WATER VALVE - 24VAC 81750132 COIL - WATER VALVE - 220V 81510099 COIL - WATER VALVE - 24VDC |
| | 81650077 COUPLING-1.5" RUBBER/SS-SINK DRAIN | | 81650072 MOTOR - 115V - MOTORIZED DRAIN 81650073 MOTOR - 220V - 50/60HZ - MDV |
| | 81750142 VALVE-DRAIN-110V - SUNSET 81750141 VALVE-DRAIN-220V - SUNSET 81750129 COIL-DRAIN VALVE-110V 81750133 COIL-DRAIN VALVE-220V 81510055 DRAIN VALVE - REPAIR KIT - SUNSET | | 81650074 COIL - 220V - 50/60HZ - MDV 81650075 COIL - 24V - 50/60HZ - MDV 81650076 COIL - 115V - 60 HZ - MDV |
| | 81650060 DRAIN PLUG | | 81750218 TIMER - DX/BM - DIGITAL-115V/230V 81750219 TIMER - SAFEGARD/WASHMASTER DIGITAL |

Custom Transfer Hoses



Order size, hose length and fitting style. Ends are factory crimped to the nitrile lined composite hose.

| | |
|----------|-----------------------------------|
| 81580201 | HOSE - 1.5" NITRILE - CUSTOM |
| 81580202 | HOSE - 2" NITRILE - CUSTOM |
| 81580203 | HOSE - 3" NITRILE - CUSTOM |
| 81580204 | FITTING - 1.5" TC - CUSTOM |
| 81580205 | FITTING - 2" TC - CUSTOM |
| 81580206 | FITTING - 3" TC - CUSTOM |
| 81580207 | FITTING - 1.5" BVL W/NUT - CUSTOM |
| 81580208 | FITTING - 2" BVL W/NUT - CUSTOM |
| 81580209 | FITTING - 3" BVL W/NUT - CUSTOM |



We now offer Anderson Instruments Dairy Load Out Systems. Direct-load farms can have accurate metering and sampling on each truck load.

| | |
|----------|---|
| 81750166 | DAIRY SYSTEM - LOAD OUT - 2" W/MAGMETER, PANEL, SAMPLER AND PRINTER |
| 81750251 | PRINTER - DAIRY LOAD OUT SYSTEM |
| 81520200 | FLOWMASTER - 2" W/DISPLAY |
| 81520501 | INTERFACE - USB COMMUNICATION |
| 81520502 | BOTTLE - SAMPLER |
| 81750248 | PAPER TAPE - PRINTER |
| 81750273 | DAIRY SYSTEM-LOADOUT-2" W/MAGMETER-W/O SAMPLER |
| 81750272 | SAMPLER ONLY-2" VERTICAL MOUNT |



| | |
|----------|--|
| 81750176 | HEAT RECOVERY - 80 GAL - W/O ELEMENT |
| 81750177 | HEAT RECOVERY - 120 GAL - W/O ELEMENT |
| 81750178 | HEAT RECOVERY - 120 GAL - WITH ELEMENT |



81750085 WASHER - AUTOMATIC PIPELINE
BENDER 8500 110V

81750117 WASHER-AUTOMATIC PIPELINE
BENDER 8500 240V

81750080 DIVERTER VALVE - 120VAC BENDER
81750116 DIVERTER VALVE - 240VAC BENDER

See page 112 for parts breakdown



See page 117 for parts breakdown



81750157 CONTROL-SOLID-STATE
PROGRAMMABLE-BENDER
81750173 CONTROL - 110V - MECH TIMER

See page 114 for parts breakdown



See page 113 for
parts breakdown



81750156 DISPENSER - HIGH CAPACITY
PERISTALTIC W/VALVES
81750174 DISPENSER - 3-JAR BENDER
81750206 DISPENSER - HIGH CAPACITY
W/O VALVES

See page 115 for parts breakdown



See page 116 for
parts breakdown



81750098 AIR INJECTOR - 9300 BENDER

81750242 AIR INJECTOR - 1185 BENDER

See page 111 for parts breakdown



See page 111 for
parts breakdown



37107088 AIR INJECTOR - 12/24V DIGITAL - WAIKATO

37107110 CIRCUIT BOARD-AIR INJ - 12/24V DIGITAL

See page 110 for parts breakdown



37107102 HUSH KIT-AIR INJECTOR



81750153 SWITCH - LIMIT
SWING PIPE SAFETY



81710248 DISPENSER - 3-PUMP - PERISTALTIC-NE
81710252 DISPENSER - 3-PUMP - PERISTALTIC
W/ELECTRONICS



81710222 DISPENSER - 2-PUMP - PERISTALTIC
81710249 ONE TOUCH LAUNDRY DISPENSER



81710250 DISPENSER - TIMED METERING
DETERGENT
81710253 DISPENSER - TIMED METERING - ACID
81710254 DISPENSER - TIMED METERING
CHLORINE



81710225 PUMP HEAD KIT - LARGE PUMP -
PERISTATIC
81710223 ROLLER BLOCK - LARGE PUMP -
PERISTATIC
81710224 FACE PLATE - LARGE PUMP -
PERISTATIC

*Fits Dema, Knight and other brands.



81710247 DISPENSER - LIQUID - SNGL PRODUCT
KNIGHT




81710251 DISPENSER - ONE SHOT
DUAL PRODUCT - KNIGHT



81710237 INJECTOR-CHEM-PORTABLE
CYCLONE



81750220 TUBE-SQUEEZE-3/16" X 5/16" PER FT
81750182 TUBE-SQUEEZE-1/4" X 7/16" PER FT
81750181 TUBE-SQUEEZE-1/4" X 1/2" PER FT
81750188 TUBE-SQUEEZE-3/8" X 5/8" PER FT
81750183 TUBE-SQUEEZE-FDA-1/4" X 1/2" PER FT



81750106 KIT REPLACEMENT SQUEEZE TUBE
BENDER
81750180 TUBE-SQUEEZE-1/4" X 7/16" X 11"
3-PACK
81750189 TUBE-SQUEEZE-3/8" X 5/8" X 14"
3-PACK
81750184 TUBE-SQUEEZE-1/4" X 1/2" X 9"
3-PACK - FDA



81750257 TUBE-SQUEEZE-VITON-1/4" X 1/2"
81710278 TUBE-SQUEEZE-VITON-3/8" X 5/8"



81750158 TUBE-SQUEEZE-EPDM-1/4" X 1/2"
81710274 TUBE-SQUEEZE-EPDM-3/8" X 5/8"

VERTICAL MILK/WASH VATS



WMS vertical wash vats are made of heavy gauge 304 stainless steel. They meet 3A standards for milk/wash tanks. The 90 gallon tank has 3 - 2" diameter stainless steel legs with adjustable insert feet. The 125, 160 and 195 tanks have 4 - 2" diameter stainless steel legs with adjustable insert feet. The 225 and 285 tanks have 4 - 3" diameter stainless steel legs with cross braces.

The 400 and 500 gallon tanks come with 6 - 3" diameter stainless steel legs with cross braces. Adjustable feet for 3" legs are optional. Standard lids for 90 - 285 gallon tanks are 1/3 - 2/3 split lids. Solid lids are optional. 2" ferruled outlets are standard on all tanks. We can customize any of these tanks and build custom sizes to your specifications. Call for a quote.

TANKS W/SPLIT COVER

| | |
|----------|-----------------------------------|
| 81650037 | 90 GAL VERTICAL WASH VAT w/COVER |
| 81650038 | 125 GAL VERTICAL WASH VAT w/COVER |
| 81650039 | 160 GAL VERTICAL WASH VAT w/COVER |
| 81650040 | 195 GAL VERTICAL WASH VAT w/COVER |
| 81650082 | 225 GAL VERTICAL WASH VAT w/COVER |
| 81650041 | 285 GAL VERTICAL WASH VAT w/COVER |
| 81650099 | 400 GAL VERTICAL WASH VAT w/COVER |
| 81650100 | 500 GAL VERTICAL WASH VAT w/COVER |

TANKS WITHOUT COVER

| | |
|----------|-----------------------|
| 81650025 | 90 GAL WASH VAT ONLY |
| 81650026 | 125 GAL WASH VAT ONLY |
| 81650027 | 160 GAL WASH VAT ONLY |
| 81650028 | 195 GAL WASH VAT ONLY |
| 81650029 | 225 GAL WASH VAT ONLY |
| 81650030 | 285 GAL WASH VAT ONLY |

SEE PAGE 106 FOR CUSTOM MADE TANKS AND SIZE CHARTS

CUSTOM VERTICAL MILK/WASH VATS/BUFFER TANKS



CUSTOM 125 GALLON
BUFFER TANK

We have custom manufactured a wide variety of specialty tanks. The buffer tank pictured is an example of the tanks we regularly manufacture for robot installations. We have quoted tanks from 70 gallons to over 500 gallons. We have also made receive-all tanks up to 200 gallons. Please call for a quote on your specialty tank requirements.



81650049 SPRAYBALL
INLET FERRULE



81650086 VORTEX BREAKER
WASH VAT



81650063 SPRAYBALL ASSM
1.5" FEED*
81650085 SPRAYBALL/PIN-1.5"
81650089 SPRAYBALL/PIN-1"

*SHOWN



81560238 REDUCER
2" TC X 1.5" TC
SPECIAL SHORT



81650101 REDUCER
2" TC X 1" TC
SPECIAL TAPERED



81650095 24" EXTENDED
LEGS w/BRACES
81650096 36" EXTENDED
LEGS w/BRACES



81650087 FOOT-ADJUSTABLE
WASH VAT - VERT-2"
89999994 FOOT-ADJUSTABLE
WASH VAT - VER-3"

*SPECIAL MODIFICATIONS



| | |
|----------|-------------------------------|
| 81650018 | WASH SINK - SINGLE - 18" |
| 81650019 | WASH SINK - SINGLE - 22" |
| 81650020 | WASH SINK - SINGLE - 29" |
| 81650021 | WASH SINK - SINGLE - 36" |
| 81650022 | WASH SINK - SINGLE - 49" |
| 81650023 | WASH SINK - SINGLE - 60" |
| 81650024 | WASH SINK - SINGLE - 72" |
| 81650007 | WASH SINK-DEEP-SINGLE-40 GAL |
| 81650008 | WASH SINK-DEEP-SINGLE-50 GAL. |
| 81650009 | WASH SINK-DEEP-SINGLE-60 GAL |
| 81650010 | WASH SINK-DEEP-SINGLE-72 GAL |

| | |
|----------|--------------------------------|
| 81650011 | WASH SINK - DOUBLE - 18" X 18" |
| 81650012 | WASH SINK - DOUBLE - 22" X 22" |
| 81650013 | WASH SINK - DOUBLE - 22" X 29" |
| 81650014 | WASH SINK - DOUBLE - 29" X 29" |
| 81650015 | WASH SINK - DOUBLE - 36" X 18" |
| 81650016 | WASH SINK - DOUBLE - 36" X 22" |
| 81650017 | WASH SINK - DOUBLE - 49" X 22" |

| Deep Vats | part number | description | capacity* | dimensions |
|---------------------|-------------|------------------|------------|--------------------------------|
| | 81650007 | 40" Deep | 52 gal. | 20-1/4"W x 40-1/2"L x 15-1/4"D |
| | 81650008 | 50" Deep | 65 gal | 20-1/4"W x 50-1/2"L x 15-1/4"D |
| | 81650009 | 60" Deep | 78 gal. | 20-1/4"W x 60-1/2"L x 15-1/4"D |
| | 81650010 | 72" Deep | 94 gal. | 20-1/4"W x 72"L x 15-1/4"D |
| Standard Depth Vats | 81650011 | 18" x 18" Double | 18/18 gal. | 20-1/2"W x 39-1/4"L x 12-1/2"D |
| | 81650012 | 22" x 22" Double | 22/22 gal. | 20-1/2"W x 49-1/4"L x 12-1/2"D |
| | 81650013 | 22" x 29" Double | 22/29 gal. | 20-1/2"W x 55-1/4"L x 12-1/2"D |
| | 81650014 | 29" x 29" Double | 29/29 gal. | 20-1/2"W x 61-1/4"L x 12-1/2"D |
| | 81650015 | 36" x 18" Double | 36/18 gal. | 20-1/2"W x 57-1/4"L x 12-1/2"D |
| | 81650016 | 36" x 22" Double | 36/22 gal | 20-1/2"W x 61-1/4"L x 12-1/2"D |
| | 81650017 | 49" x 22" Double | 49/22 gal. | 20-1/2"W x 75-1/4"L x 12-1/2"D |
| | 81650018 | 18" Single | 18 gal. | 20-1/2"W x 21-1/4"L x 12-1/2"D |
| | 81650019 | 22" Single | 22 gal. | 20-1/2"W x 25-1/4"L x 12-1/2"D |
| | 81650020 | 29" Single | 29 gal. | 20-1/2"W x 31-1/4"L x 12-1/2"D |
| | 81650021 | 36" Single | 36 gal. | 20-1/2"W x 38-1/4"L x 12-1/2"D |
| | 81650022 | 49" Single | 49 gal. | 20-1/2"W x 51-1/4"L x 12-1/2"D |
| | 81650023 | 60" Single | 60 gal. | 20-1/2"W x 62-1/4"L x 12-1/2"D |
| | 81650024 | 72" Single | 72 gal. | 20-1/2"W x 74-1/4"L x 12-1/2"D |

*When filled completely full.



| | |
|----------|-------------------------------------|
| 81650000 | BRACKET-WALL-WASH SINK-(SET/2) |
| 81650001 | BRACKET-WASH SINK-DEEP-(SET/2) |
| 81650079 | BRACKET-WASH SINK-STAINLESS-(SET/2) |
| 81650084 | BRACKET-WASH SINK-DEEP-SS -(SET/2) |



| | |
|----------|----------------------------------|
| 81650004 | LEGS-WASH SINK-DEEP-(SET/2) |
| 81650005 | LEGS-WASH SINK-GREY PNTD-(SET/2) |
| 81650078 | LEGS-WASH SINK-STAINLESS-(SET/2) |
| 81650058 | LEGS-WASH SINK w/BRACE - (SET/2) |



| | |
|----------|--------------------------------|
| 81650002 | DRAIN ASSMB - LONG - WASH SINK |
| 81650043 | DRAIN ASSMB - WASH SINK |



| | |
|----------|-----------------------------|
| 81650042 | BASIN-HAND WASH-SS-COMPLETE |
| 81650044 | FAUCET - BASIN - HAND WASH |
| 81650097 | BASIN ONLY - HAND WASH - SS |



| | |
|----------|--------------------------------|
| 81650003 | GASKET - RUBBER - DRAIN - THIN |
| 81650006 | NUT - PLASTIC - DRAIN ASSEMBLY |
| 81650050 | GASKET-RUBBER-DRAIN-THICK |
| 81650054 | STOPPER - RUBBER - 1-1/2" |
| 81650055 | STOPPER-RUBBER-W/HANDLE-WASH |
| 81650059 | NUT - DRAIN ASSEMBLY |



| | |
|----------|-----------------------------|
| 81720049 | BRUSH - 5" HAND & NAIL ONLY |
| 81720050 | BRUSH - 5" HAND & NAIL KIT |

| | | | | | |
|---|----------------------|---|--|----------|---------------------------------|
|  | 81650046 | FAUCET-PREMIUM-W/SPOUT-WALL MT |  | 81650061 | VALVE-MIXING-W/O SPOUT |
|  | 81650047 | FAUCET-PREMIUM-W/O SPOUT-WALL MT |  | 81650045 | FAUCET - MIXING - W/SWING SPOUT |
|  | 81650051 81650052 | INSERT - COLD - PREMIUM FAUCET INSERT - HOT - PREMIUM FAUCET |  | 81650053 | STEM SET - W/HANDLE |

Hose & Nozzles

| | | | | | |
|---|--|---|--|--|---|
|  | 81710005 81710006 81710007 81710008 81710009 81710010 81710011 | HOSE-RUBBER-6 FT-1/2" DIAM HOSE-RUBBER-8 FT-1/2" DIAM HOSE-RUBBER-10 FT-1/2" DIAM HOSE-RUBBER-15 FT-1/2" DIAM HOSE-RUBBER-20 FT-1/2" DIAM HOSE-RUBBER-25 FT-1/2" DIAM HOSE-RUBBER-30 FT-1/2" DIAM |  | 81710012 81710013 81710014 81710015 81710016 81710017 | HOSE - SANITIZING - 4' HOSE - SANITIZING - 6' HOSE - SANITIZING - 8' HOSE - SANITIZING - 10' HOSE - SANITIZING - 12' HOSE - SANITIZING - 14' |
|  | 81710003 81710004 | HOSE-H.P.-3/4" X 25'-300 PSI HOSE-H.P.-3/4" X 50'-300 PSI |  | 81710036 | NOZZLE - SANITIZING - LONN |
|  | 81710000 81710001 81710002 | HOSE-3/4" HIGH PRESSURE-BULK HOSE-1" HIGH PRESSURE-BULK HOSE-1.5" HIGH PRESSURE-BULK |  | 81710029 | NOZZLE-ADJ. SPRAY 3/4" |
|  | 81710027 81710028 | NOZZLE-FLOOD-BRASS-3/4" BARB NOZZLE-FLOOD-BRASS-1" BARB |  | 81710030 81710031 | NOZZLE-ADJ. SPRAY 1" NOZZLE-ADJ. SPRAY 1.25" |
|  | 81710037 | NOZZLE-WATER-INSULATED-571T |  | 81710032 81710033 | NOZZLE-ADJ. SPRAY 1.25" HIGH VOL. NOZZLE-ADJ. SPRAY 1.5" HIGH VOL. |
|  | 81710018 81710019 81710020 81710021 | HOSE-WASHER-2 FT-F/M X F/M HOSE-WASHER-3 FT-F/M X F/M HOSE-WASHER-4 FT-F/M X F/M HOSE-WASHER-6 FT-F/M X F/M |  | 81710035 | NOZZLE-SPRAY GUN 3/4" GARDEN HOSE |



81720000 BRUSH - SCRUB - 8" WHITE
 81720005 BRUSH - SCRUB - 8" RED
 81720006 BRUSH - SCRUB - 8" BLUE
 81720007 BRUSH - SCRUB - 8" YELLOW
 81720001 BRUSH - SCRUB - 20" WHITE
 81720008 BRUSH - SCRUB - 20" RED
 81720009 BRUSH - SCRUB - 20" BLUE
 81720010 BRUSH - SCRUB - 20" YELLOW



81720014 BRUSH - BOTTLE & VALVE - 16" WHITE
 81720015 BRUSH - BOTTLE & VALVE - 16" RED
 81720016 BRUSH - BOTTLE & VALVE - 16" BLUE
 81720017 BRUSH - BOTTLE & VALVE - 16" YELLOW
 81720018 BRUSH - BOTTLE & VALVE - 12" WHITE
 81720019 BRUSH - BOTTLE & VALVE - 12" RED
 81720020 BRUSH - BOTTLE & VALVE - 12" BLUE
 81720021 BRUSH - BOTTLE & VALVE - 12" YELLOW



81720002 BRUSH - BULK TANK - WHITE
 81720011 BRUSH - BULK TANK - RED
 81720012 BRUSH - BULK TANK - BLUE
 81720013 BRUSH - BULK TANK - YELLOW



81720022 BRUSH - FLO-THRU - FLARED - WHITE
 81720023 BRUSH - FLO-THRU - FLARED - RED
 81720024 BRUSH - FLO-THRU - FLARED - BLUE
 81720025 BRUSH - FLO-THRU - FLARED - YELLOW



81720035 HANDLE - PLASTIC - 48" WHITE
 81720037 HANDLE - PLASTIC - 60" WHITE



81720041 HANDLE - WOOD - 60" METAL THREAD
 81720042 HANDLE - WOOD - 72" METAL THREAD



81720044 HANDLE - FIBERGLASS - 48" WHITE
 81720045 HANDLE - FIBERGLASS - 60" WHITE



81720046 HANDLE - FIBERGLASS - FLO-THRU
 60" - NPT W/SHUT OFF



81720049 BRUSH - 5" HAND & NAIL ONLY
 81720050 BRUSH - 5" HAND & NAIL KIT



81720051 BRUSH - HAND SCRUB - WHITE
 81720052 BRUSH - HAND SCRUB - RED
 81720053 BRUSH - HAND SCRUB - BLUE
 81720054 BRUSH - HAND SCRUB - YELLOW



81720026 BRUSH - HI-LO FLOOR - WHITE



81720047 BRUSH - BOOT & SHOE
 COMPLETE - BLUE
 81720048 BRUSH - BOOT & SHOE
 REPLACEMENT - BLUE



81720029 BROOM - 16" HD BLOCK - POLY - BLUE
 81720030 BROOM - 18" HD BLOCK - POLY - BLUE
 81720031 BROOM - 24" HD BLOCK - POLY - BLUE



81720032 BROOM - 18" OMNI SWEEP - BLUE
 81720033 BROOM - 24" OMNI SWEEP - BLUE



81720039 HANDLE - WOOD - TAPERED - 60"



81720027 BRUSH - FLOOR DRAIN - 4" BLACK
 81720028 HANDLE - BRUSH/FLOOR DRAIN - WHITE



INLETS - STRAIGHT

| | |
|----------|----------------------|
| 81200022 | INLET - 2" - CLAMP |
| 81200024 | INLET - 2.5" - CLAMP |
| 81200017 | INLET - 3" - CLAMP |
| 81200026 | INLET - 4" - CLAMP |

| | |
|----------|---------------------------------------|
| 81200002 | RECEIVER JAR-18 X 18-1.5" FRLD OUTLET |
| 81200004 | RECEIVER JAR-18 X 24-1.5" FRLD OUTLET |
| 81200006 | RECEIVER JAR-18 X 24-2" FRLD OUTLET |
| 81200008 | RECEIVER JAR-18 X 30-1.5" FRLD OUTLET |
| 81200009 | RECEIVER JAR-18 X 30-2" FRLD OUTLET |
| 81200010 | RECEIVER JAR-26 X 24-1.5" FRLD OUTLET |
| 81200011 | RECEIVER JAR-26 X 24-2" FRLD OUTLET |
| 81200012 | RECEIVER JAR-26 X 30-1.5" FRLD OUTLET |
| 81200013 | RECEIVER JAR-26 X 30-2" FRLD OUTLET |
| 81200015 | RECEIVER JAR-26 X 36-2" FRLD OUTLET |

SEE PAGE 74 FOR ORDER GUIDE

We can do custom sized jars and receive-all tanks up to 200 gallons.

INLETS - 45 DEGREES

| | |
|----------|------------------|
| 81200023 | INLET - 2" X 45° |
| 81200025 | INLET - 3" X 45° |
| 81200027 | INLET - 4" X 45° |



| | |
|----------|-----------------------------------|
| 81200039 | COVER - RCVR JAR 8" - W/1.5" HOLE |
| 81200038 | COVER-RCVR JAR 8" W/2" HOLE |
| 81200037 | COVER - RCVR JAR 8" NO HOLE |
| 81200044 | COVER-10" W/HOLE - 26" RECEIVER |
| 81200036 | COVER-10" W/O HOLE - 26" RECEIVER |
| 81200050 | COVER-10" W/(2) 1.5" HOLE |



81200048 STAND-HOOP-FLOOR MOUNT



| | |
|----------|-------------------------------|
| 81200040 | GASKET-COVER-26" RECEIVER-10" |
| 81200041 | GASKET-COVER-18" RECEIVER-8" |



81200049 STAND-MOTOR-FLOOR



| | |
|----------|--------------------------------|
| 81200031 | STAND-FLOOR-18" RECEIVER W/LEG |
| 81200032 | STAND-FLOOR-26" RECEIVER W/LEG |
| 81200033 | STAND-FLOOR-26" RECEIVER-2HP M |



| | |
|----------|------------------------------------|
| 81200035 | BACKBOARD - RECEIVER - WALL MOUNT |
| 81200034 | STAND - MOTOR BRACKET - WALL MOUNT |
| 81200042 | HOOP - RECEIVER - WALL MOUNT |
| 81200043 | PLATE - MOTOR MOUNTING - 1 HP |
| 81200052 | PLATE - MOTOR MOUNTING - 2 HP |



- 81210001 MOISTURE TRAP-4"NPT X 4"TC-12"
81210032 MOISTURE TRAP - 3"NPT X 3"TC-12"
- 81210017 COVER W/GSKT-12" HORIZ MOISTURE
81210019 COVER-W/GASKET & HRDWR -12"
81210023 GASKET - 12" MOISTURE TRAP
81210020 COVER W/GASKET - HARDWARE - 10"
81210022 GASKET - 10" MOISTURE TRAP



- 39800514 BALL-SUPATRAP CAGE-70MM
81210028 BALL - 4-1/4" - MOISTURE TRAP
81210029 BALL - 5" - MOISTURE TRAP
81210030 BALL - MOISTURE TRAP - 6 QT
81210039 BALL - SS 5" MOISTURE TRAP



- 81210004 MOISTURE TRAP - 12 QT W/CLIPS
81210040 GASKET - COVER - 12QT TRAP
81210014 BODY ONLY - 12QT TRAP
81210035 CLIP - COVER - 12QT TRAP



- 81230012 ADAPTER-PROBE-2"-W/ O RING



- 81230002 LEVEL CONTROL BOX- W/2PT BOARD
81230003 LEVEL CONTROL BOX-W/3PT BOARD
- 81230011 WIRE HARNESS-6 PIN-LVL CNTRL B
81230015 SWITCH-PUSH BUTTON



- 81230000 LEVEL CONTROL BOARD - 2 POINT
81230001 LEVEL CONTROL BOARD - 3 POINT



- 81230014 BOARD-LEVEL CONTROL-120V UNIVE
81230010 TRACK-SNAP MOUNT-4" SECTION



- 81210012 BEND - U TRAP - 3"TC - 20" C/C
81210033 BEND-U TRAP-4" TC-30" C/C



- 81210007 BEND- J TRAP-3"TC X 180-9" C/C
81210008 BEND-J TRAP-4"TC X 180-17" C/C



- 81210027 J BEND-POLY MOISTURE TRAP



- 81210005 MOISTURE TRAP-PLASTIC-W/COVER
- 81210021 COVER-RUBBER-PLASTIC TRAP
81210031 BODY ONLY - POLY TRAP
81210015 COUPLING - 3-3/4" RUBBER
81210016 COUPLING - 4-1/4" RUBBER



- 81230034 PROBE ASSY-1 FLOAT w/1-1/2" PLUG w/CLIPS
81230030 PROBE ASSY-1 FLOAT w/2" PLUG w/CLIPS
81230017 PROBE ASSY-1 FLOAT w/1-1/2"PLUG & COLLARS
- 81230018 REED SWITCH-PLASTIC FLOAT PROBE
81230019 REED SWITCH-S/S FLOAT PROBE-OLD STYLE
81230024 FLOAT WITH MAGNET - BM STYLE



- 81230005 PROBE-3 POINT-1.5" X 23"
81230008 PROBE-4 POINT-1.5" X 50"



- 81230016 PROBE ASSY - 4 FLOAT-48" - w/CLIPS
81230028 PROBE ASSY - 3 FLOAT - 2.5" - 5.5" - 10" - w/CLIPS
81230029 PROBE ASSY - 3 FLOAT - 3" - 7" - 11" - w/CLIPS
81230035 PROBE ASSY - 3 FLOAT - 2" - 4" - 7" - w/CLIPS
*CUSTOM PROBES AVAILABLE



- 81230031 PLUG - RUBBER - 1.5" W/3/16" HOLE
81230032 PLUG - RUBBER - 2" W/3/16" HOLE

WAIKATO RECEIVER



| | |
|----------|----------------------------------|
| 39850312 | RECEIVER - 60L - 3" SUPA TWIN |
| 39850501 | RECEIVER - 60L - SUPA 4 |
| 39888884 | RECEIVER - 120L - 4" SUPA TWIN |
| 39850508 | TRAP - 30L - 3" SUPA 4/SUPA TWIN |
| 39888887 | TRAP - 60L - 4" SUPA 4/SUPA TWIN |
| 39800794 | BRACKET - REC/TRAP - 60L/30L |
| 39800793 | BRACKET - REC/TRAP - 90L/60L |

* ORDER DOMES, GASKETS, RETAINER RECEIVERS AND LOOPS SEPARATELY

**OTHER SIZES AND CUSTOM RECEIVER SAND TRAPS AVAILABLE



| | |
|----------|---------------------------|
| 39840103 | DOMES-PERSPEX-250MM - 10" |
| 39850306 | DOMES-PERSPEX-350MM - 14" |



| | |
|----------|-------------------------|
| 39840102 | SEAL RING - 250MM - 10" |
| 39850305 | SEAL RING - 350MM - 14" |



| | |
|----------|--------------------|
| 39840104 | LOOP - 250MM - 10" |
| 39850311 | LOOP - 350MM - 14" |



| | |
|----------|------------------------------|
| 39850040 | VORTEX PLATE - 50MM RECEIVER |
|----------|------------------------------|



| | |
|----------|-----------------------------|
| 39800736 | BRACKET - SWING DOWN JETTER |
|----------|-----------------------------|



| | |
|----------|--|
| 39800704 | BRACKET - SUPA 4/SUPA TWIN ROUND - FASCIA |
| 39800450 | BRACKET - SUPA 4/SUPA TWIN SQUARE - FASCIA |
| 81550104 | SS - ROD - 5/8" PER FT |



| | |
|----------|---------------------------------|
| 39650748 | BRACKET - DELIVERY LINE - 1.25" |
| 39650749 | BRACKET - DELIVERY LINE - 1.5" |
| 39650750 | BRACKET - DELIVERY LINE - 2" |
| 39650751 | BRACKET - DELIVERY LINE - 2.5" |
| 39650731 | BRACKET - DELIVERY LINE - 3" |



| | |
|----------|--------------------|
| 39800739 | HANGER TUBE - 1.5" |
| 39800740 | HANGER TUBE - 2" |
| 39800741 | HANGER TUBE - 2.5" |
| 39800761 | HANGER TUBE - 3" |
| 39800742 | HANGER TUBE - 4" |



| | |
|----------|---------------------------|
| 39650765 | BEND - 180 DEGREE - 63MM |
| 39650604 | BEND - 180 DEGREE - 76MM |
| 39888885 | BEND - 180 DEGREE - 101MM |

| | |
|----------|------------------------|
| 39650761 | BEND - DOG LEG - 63MM |
| 39650601 | BEND - DOG LEG - 76MM |
| 39888886 | BEND - DOG LEG - 101MM |



| | |
|----------|----------------------------------|
| 39850551 | TRANSITION - 101MM X 50MM SUPA 4 |
|----------|----------------------------------|

Leeson Milk Pumps



| STANDARD DUTY MOTORS | | HP | PHASE | VOLTAGE | FRAME | SHAFT TYPE | SHAFT SIZE | RPM | PART NUMBER |
|------------------------|--|-----|-------|---------|-------|------------|------------|------|-------------|
| | | .75 | 1 | 115/230 | 56C | KEYED | 5/8 | 3450 | 81660063 |
| | | 1 | 1 | 115/230 | 56C | KEYED | 5/8 | 3450 | 81660064 |
| | | 1.5 | 1 | 115/230 | 56C | KEYED | 5/8 | 3450 | 81660065 |
| | | 2 | 1 | 115/230 | 56C | KEYED | 5/8 | 3450 | 81660066 |
| WASHDOWN DUTY MOTORS | | HP | PHASE | VOLTAGE | FRAME | SHAFT TYPE | SHAFT SIZE | RPM | PART NUMBER |
| | | .5 | 1 | 115/230 | 56HC | THRD | 5/8 | 3450 | 81660055 |
| | | 1 | 1 | 115/230 | 56HC | THRD | 5/8 | 3450 | 81660056 |
| | | 1 | 3 | 208/460 | 56HC | THRD | 5/8 | 3600 | 81660058 |
| | | .5 | 1 | 230 | | SPCL | SURGE | 3450 | 81660059 |
| | | 1 | 1 | 230 | | SPCL | SURGE | 3450 | 81660060 |
| | | 1 | 3 | 208/460 | | SPCL | SURGE | 3600 | 81660062 |
| | | .75 | 1 | 115/230 | 56C | KEYED | 5/8 | 3450 | 81660067 |
| | | 1 | 1 | 115/230 | 56C | KEYED | 5/8 | 3450 | 81660068 |
| | | 1.5 | 1 | 115/230 | 56C | KEYED | 5/8 | 3450 | 81660069 |
| | | 2 | 1 | 115/230 | 56C | KEYED | 5/8 | 3450 | 81660070 |
| | | .75 | 3 | 208/460 | 56C | KEYED | 5/8 | 3600 | 81660071 |
| | | 1 | 3 | 208/460 | 56C | KEYED | 5/8 | 3600 | 81660072 |
| | | 1.5 | 3 | 208/460 | 56C | KEYED | 5/8 | 3600 | 81660073 |
| | | 2 | 3 | 208/460 | 56C | KEYED | 5/8 | 3600 | 81660074 |
| | | 2 | 3 | 208/460 | 145C | KEYED | 7/8 | 3600 | 81660075 |
| | | 5 | 3 | 208/460 | 184C | KEYED | 1-1/8 | 3600 | 81660086 |
| STAINLESS STEEL MOTORS | | HP | PHASE | VOLTAGE | FRAME | SHAFT TYPE | SHAFT SIZE | RPM | PART NUMBER |
| | | 1 | 1 | 115/230 | 56HC | THRD | 5/8 | 3450 | 81660057 |
| | | 1 | 1 | 115/230 | | SPCL | SURGE | 3450 | 81660061 |
| | | .75 | 1 | 115/230 | 56C | KEYED | 5/8 | 3450 | 81660076 |
| | | 1 | 1 | 115/230 | 56C | KEYED | 5/8 | 3450 | 81660077 |
| | | 1.5 | 1 | 115/230 | 56C | KEYED | 5/8 | 3450 | 81660078 |
| | | 2 | 1 | 115/230 | 145C | KEYED | 5/8 | 3450 | 81660080 |
| | | .75 | 3 | 208/460 | 56C | KEYED | 5/8 | 3600 | 81660081 |
| | | 1 | 3 | 208/460 | 56C | KEYED | 5/8 | 3600 | 81660082 |
| | | 1.5 | 3 | 208/460 | 56C | KEYED | 5/8 | 3600 | 81660083 |
| | | 2 | 3 | 208/460 | 56C | KEYED | 5/8 | 3600 | 81660084 |
| | | 2 | 3 | 208/460 | 145C | KEYED | 7/8 | 3600 | 81660085 |

Accessories



39600500 COVER-BLUE PLASTIC-WAIKATO

VSD's for Milk Pumps*



81220068 VSD MILK PUMP-1HP
3PH 230V-COMPL
81220073 VSD MILK PUMP-1HP
3PH 460V-COMPL

*Now with 3-position
Milk/Wash switch



81660024 BASE - SS - MILK PUMP MOTOR
81660025 COVER - SS - MILK PUMP MOTOR



81220074 VSD - MILK PUMP 240V 1 TO 3 HP
81220079 VSD - MILK PUMP 460V 1 TO 3 HP



Milk Pump Motors

| milk pump motors | | | | | | | | |
|----------------------------------|-------|---------|-------|------------|------------|------|----------|-------------|
| hp | phase | voltage | frame | shaft type | shaft size | rpm | brand | part number |
| 0.5 | 1 | 208/230 | 56HCZ | Acme Thrd | 5/8" | 3600 | AO SMITH | 81660007 |
| 0.5 | 1 | 115/230 | 56C | keyed | 5/8" | 3450 | BALDOR | 81660009 |
| 1 | 1 | 115/230 | 56C | keyed | 5/8" | 3450 | BALDOR | 81660011 |
| 1 | 1 | 208/230 | 56 | Surge | | 3450 | BALDOR | 81660012 |
| 1 | 1 | 208/230 | 56HCZ | Acme Thrd | 5/8" | 3600 | AO SMITH | 81660013 |
| 1 | 3 | 208/460 | 56HCZ | Acme Thrd | 5/8" | 3600 | BALDOR | 81660028 |
| 1 | 3 | 208/460 | 56 | Surge | | 3600 | BALDOR | 81660029 |
| 1.5 | 3 | 208/460 | 56HC | keyed | 5/8" | 1800 | AO SMITH | 81660019 |
| 1.5 | 1 | 115/230 | 56H | keyed | 5/8" | 3450 | BALDOR | 81660021 |
| 2 | 1 | 115/230 | 145TC | keyed | 7/8" | 3450 | BALDOR | 81660015 |
| 2 | 1 | 115/230 | 56HC | keyed | 5/8" | 3600 | AO SMITH | 81660017 |
| 2 | 3 | 208/460 | 145TC | keyed | 7/8" | 3450 | BALDOR | 81660018 |
| Stainless steel milk pump motors | | | | | | | | |
| hp | phase | voltage | frame | shaft type | shaft size | rpm | brand | part number |
| 1 | 3 | 208/460 | 56C | keyed | 5/8" | 3600 | STERLING | 81660032 |
| 1.5 | 3 | 208/460 | 56C | keyed | 5/8" | 3600 | STERLING | 81660033 |
| 2 | 3 | 208/460 | 56C | keyed | 5/8" | 3800 | STERLING | 81660034 |
| 2 | 3 | 208/460 | 145TC | keyed | 7/8" | 3800 | STERLING | 81660023 |
| 3 | 3 | 208/460 | 182TC | keyed | 1-1/8" | 3450 | STERLING | 81660035 |
| 5 | 3 | 208/460 | 184TC | keyed | 1-1/8" | 3600 | STERLING | 81660036 |
| 5 | 3 | 208/460 | 184TC | keyed | 1-1/8" | 1800 | STERLING | 81660043 |
| 1 | 3 | 208/460 | 56HC2 | thrd | 5/8" | 3800 | STERLING | 81660050 |

Thompson Milk Pumps



External Seal Pumps

| | |
|----------|--|
| 81220005 | PUMP-#4 - 2" X 2" - 5/8" x 3-7/8" |
| 81220006 | PUMP-#4 - 1.5" X 1.5" - 7/8" X 3-7/8" |
| 81220007 | PUMP-#4 - 1.5" X 1.5" - 5/8" X 3-7/8" |
| 81220008 | PUMP-#4 - 2" X 1.5" - 7/8" X 3-7/8" |
| 81220070 | PUMP-#4 - 2" X 2" LH - 5/8" X 3-7/8" |
| 81220104 | PUMP-#4 - 1.5" X 1.5" LH - 7/8" X 3-7/8" |
| 81220132 | PUMP-#4 - 2" X 1" - 7/8" X 3-7/8" |
| 81220133 | PUMP-#4 - 2" X 2" - 7/8" X 3-7/8" |
| 81220001 | PUMP-#5 - 1.5" X 1.5" TC - 7/8" X 4-7/8" |
| 81220095 | PUMP-#5 - 2" X 1.5" TC - 7/8" X 4-5/8" |
| 81220084 | PUMP-#5 - 2" X 1.5" TC - 7/8" X 4-7/8" |

Internal Seal Pumps

| | |
|----------|---|
| 81220000 | PUMP-#4 - 1.5" X 1.5" - 5/8" X 3-7/8" |
| 81220094 | PUMP-#6 - 2" X 2" - 7/8" X 5-1/8" |
| 81220002 | PUMP-#8 - 3" X 2" TC - 1-3/8" X 7-7/8" |
| 81220003 | PUMP-#8 - 3" X 2" TC - 1-3/8" X 7-7/8" |
| 81220072 | PUMP-#8 - 3" X 2" THRD - 1-1/8" X 6-5/8" |
| 81220093 | PUMP-#8 - 3" X 2" THRD - 1-3/8" X 7-1/8" |
| 81220105 | PUMP-#8 - 3" THRD X 2" TC - 1-3/8" X 7-1/8" |
| 81220106 | PUMP-#8 - 3" X 2" WELD - 1-3/8" X 7-7/8" |
| 81220004 | PUMP-#8 - 3" X 2" TC - 1-1/8" X 7-7/8" 5 HP - 3 PH MOTOR |

See page 103 for parts breakdown

Beco Milk Pumps



| | |
|----------|-------------------------------|
| 81220009 | PUMP-1HP MILK-RIGHT HAND-BECO |
| 81220010 | PUMP-2HP MILK-LEFT HAND-BECO |
| 81220011 | PUMP-2HP MILK-RIGHT HAND-BECO |
| 81220038 | IMPELLER - 1 HP - BECO |
| 81220039 | IMPELLER - 2 HP - BECO |

See page 102 for parts breakdown

Anderson Milk Pumps



| | |
|----------|--------------------------------|
| 81220012 | PUMP-HORZ MILK-1" DISCHARGE-AN |
| 81220013 | PUMP-HORZ MILK-11/16" DISCHARG |
| 81210071 | IMPELLER - 4 BLADE - ANDERSON |

See page 102 for parts breakdown

Fristam Milk Pumps



| | |
|----------|-----------------------------------|
| 81220103 | PUMP - FRISTAM -2" X 1-1/2" - 3HP |
| 39550075 | SEAL - FRISTAM PUMP - 712/130 |
| 39888888 | O-RING - PUMP HOUSING - FRISTAM |
| 39559000 | IMPELLER - FRISTAM PUMP - 712/130 |

See page 104 for parts breakdown

SPI Milk Pumps



| | |
|----------|------------------------------|
| 81220102 | PUMP - SP41 - 3.75" IMPELLER |
| 81220126 | PUMP - SP51 - 4.75" IMPELLER |
| 81220129 | PUMP - SP51 - 5" IMPELLER |

See page 104 & 105 for parts breakdown

Pump Seals and Gaskets

Anderson

| | |
|----------|--------------------------|
| 81220058 | SEAL - SHAFT - MILK PUMP |
| 81220036 | GASKET - OLD STYLE |
| 81220030 | GASKET - NEW STYLE |

B-M (Copy)

| | |
|----------|-----------------------------|
| 81220056 | SEAL-MILK PUMP-1HP-BM STYLE |
|----------|-----------------------------|

Beco (Genuine)

| | |
|----------|------------------------------|
| 81220035 | GASKET - PUMP HOUSING - BECO |
| 81220042 | SEAL KIT - MILKPUMP - BECO |

Beco (Copy)

| | |
|----------|------------------------------------|
| 81220086 | SEAL KIT - MILK PUMP - BECO - COPY |
|----------|------------------------------------|

Kleenflo

| | |
|----------|--|
| 81220096 | SEAL KIT - MILK PUMP - KLEENFLO/ANDERSON |
|----------|--|

SPI (Westfalia)

| | |
|----------|----------------------------------|
| 81220116 | SEAL KIT - SP41 - CARBON/VITON |
| 81220083 | GASKET - HEAD - MILK PUMP - SP41 |
| 81220032 | GASKET-HEAD-MILK PUMP-SP 51 |
| 81220046 | SEAL-CERAMIC MATING-MILK PUMP |
| 81220057 | SEAL-O RING-MILK PUMP-SP 51 |
| 81220060 | SEAL-TEFLON-MILK PUMP-SP 51 |
| 81220061 | SPRING - MILK PUMP - SP 51 |

SPI (copy)

| | |
|----------|---|
| 81220067 | SEAL KIT - SHAFT - SP41, 51, 61 MILK PUMP |
|----------|---|

Sta-Rite / Universal

| | |
|----------|-----------------------------|
| 81220050 | SEAL-GRAPHITE-MILK PUMP |
| 81220059 | SEAL-SMALL O RING-MILK PUMP |
| 81220054 | SEAL-LARGE O RING-MILK PUMP |

Surge (Copy)

| | |
|----------|--------------------------------------|
| 81220088 | SEAL KIT - SHAFT - SURGE - NEW STYLE |
| 81220089 | SEAL KIT - SHAFT - SURGE - OLD STYLE |

Thomsen (Genuine)

| | |
|----------|--------------------------------------|
| 81220051 | SEAL-#4 INTERNAL-THOMSEN |
| 81220052 | SEAL - INTERNAL - #5 - THOMSEN |
| 81220053 | SEAL - INTERNAL - #8 THOMSEN |
| 81220047 | SEAL-CERAMIC/RUBBER-THOMSEN #4, 5, 6 |
| 81220048 | SEAL - EXTERNAL - #4 THOMSEN |
| 81220049 | SEAL - EXTERNAL - #5 THOMSEN |
| 81220033 | GASKET-HOUSING-BUNA N-#4 THOMSEN |
| 81220034 | GASKET-HOUSING-BUNA N-#5 THOMSEN |

Thomsen (Copy)

| | |
|----------|--------------------------------------|
| 81220055 | SEAL KIT - EXTERNAL - 4-5-6 -THOMSEN |
| 81220090 | SEAL KIT - INTERNAL - 4-5-6 -THOMSEN |

DV (Copy)

| | |
|----------|---------------------------|
| 81220087 | SEAL KIT - MILK PUMP - DV |
|----------|---------------------------|

| | | | |
|---|---|--|--|
|  | <p>81750149 DIVERTER - SS - 2" 81750150 DIVERTER - SS - 3 " 81750160 DIVERTER - SS - 2.5" 81750197 DIVERTER - SS - 4"</p> |  | <p>81240016 PLUG-2" RUBBER-LONG-STAINLESS 81240019 PLUG-2" RUBBER-SHORT STAINLESS 81240015 PLUG-2" RUBBER-LONG GLASS 81240018 PLUG-2" RUBBER-SHORT GLASS</p> |
|  | <p>81240006 WASH PLUG - 2" - TEFLON - LONG 81240007 WASH PLUG-2.5"- TEFLON - LONG 81240008 WASH PLUG - 3" - TEFLON - LONG</p> |  | <p>81750044 PLUG - 2" RUBBER - CUT AWAY</p> |
|  | <p>81240042 DRAIN ELBOW KIT - 1-1/2" 81240043 DRAIN ELBOW KIT - 2"</p> |  | <p>81240009 WASH PLUG-2"-TEFLON-SHORT 81240010 WASH PLUG-2.5"-TEFLON-SHORT 81240011 WASH PLUG-3"-TEFLON-SHORT</p> |
|  | <p>81240003 VALVE-4" VACUUM OPR SHUT-OFF 81240012 DIAPHRAGM - REPLACEMENT</p> |  | <p>81240004 VALVE-VACUUM PINCH-5/8" TO 3/4 81240036 STRAP-ALIGNMENT-VAC PINCH VALVE 81240038 SEAL-U CUP-VACUUM PINCH VALVE 81240039 SPRING - VACUUM PINCH VALVE 81240041 BOOT COVER-RUBBER-VAC PINCH VALVE</p> |
|  | <p>81240005 NLA - VALVE -VACUUM SHUT-OFF 81240037 DIAPHRAGM - REPLACEMENT-ONLY</p> |  | <p>81240001 VALVE - AUTO DRAIN - 3/8" PLASTIC w/METAL INSERT</p> |
| Drain Elbows | |  | <p>39840101 DRAIN - RUBBER ELBOW 32MM (1-1/4") 39850051 DRAIN - RUBBER ELBOW 19MM (3/4")</p> |
|  | <p>81220023 ELBOW-1.5" DRAIN-W/ 3/4" LEFT* 81220024 ELBOW-1.5" DRAIN-W/ 3/4" RIGHT 81220081 ELBOW-2" DRAIN-W/ 3/4" LEFT 81220100 ELBOW-2" DRAIN-W/ 3/4" RIGHT *Pictured</p> |  | <p>81240020 FLAPPER-CHECK VALVE-THOMPSON 81240021 FLAPPER - CHECK VALVE - 1.5" TC 81240022 FLAPPER - CHECK VALVE - 2" TC 81240023 FLAPPER - COMPACT - DELAVAL 81240024 FLAPPER - 1.5" DELAVAL STYLE 81240026 FLAPPER - 1.5" SURGE</p> |
|  | <p>81220022 ELBOW-DRAIN-1.5" W 3/4" TUBE 81220026 ELBOW-1.5" DRAIN-W/ 7/16" TUBE 81220028 ELBOW-2" DRAIN-W/ 3/4" TUBE 81220029 ELBOW-2" DRAIN-W/ 7/16" TUBE</p> |  | <p>81240031 SEAT-2" CHECK VALVE-1/2" HOLE 81240032 SEAT-1.5" CHECK VALVE-3/4" HOLE 81240033 SEAT-2" CHECK VALVE-7/8" HOLE 81240034 SEAT-1.5" CHECK VALVE-BLANK</p> |
|  | <p>81220025 ELBOW-1.5" DRAIN-W/ 3/4" PARALLEL 81220027 ELBOW-2" DRAIN-W/ 3/4" PARALLEL</p> |  | <p>81240027 GASKET-1.5" RESTRICTOR-1/8" HOLE 81240028 GASKET-2" RESTRICTOR-1/8" HOLE 81240029 GASKET-2.5" RESTRICTOR-1/8" HOLE 81240030 GASKET-3" RESTRICTOR-1/8" HOLE</p> |



| | |
|----------|-----------------------------------|
| 81600000 | VALVE-TC-BUTTERFLY-1.5"-SS HANDLE |
| 81600001 | VALVE-TC-BUTTERFLY-2"-SS HANDLE |
| 81600002 | VALVE-TC-BUTTERFLY-2.5"-SS HANDLE |
| 81600003 | VALVE-TC-BUTTERFLY-3"-SS HANDLE |
| 81600004 | VALVE-TC-BUTTERFLY-4"-SS HANDLE |



| | |
|----------|--------------------------------|
| 81610022 | VALVE-AIR ACTUATED-1" TC-VNE |
| 81610013 | VALVE-AIR ACTUATED-1.5" TC-VNE |
| 81610014 | VALVE-AIR ACTUATED-2.0" TC-VNE |
| 81610015 | VALVE-AIR ACTUATED-2.5" TC-VNE |
| 81610016 | VALVE-AIR ACTUATED-3" TC-VNE |
| 81610017 | VALVE-AIR ACTUATED-4" TC-VNE |



| | |
|----------|------------------------------------|
| 81620000 | VALVE-BULK TANK-2" NUT X 2" THR |
| 81620001 | VALVE-BULK TANK-2" TC X 2" THR |
| 81620002 | VALVE-BULK TANK-2.5" TC X 2.5" THR |
| 81620003 | VALVE-BULK TANK-3" NUT X 3" THR |
| 81620004 | VALVE-BULK TANK-3" TC X 3" THR |



| | |
|----------|--------------------------------|
| 81610000 | VALVE-AIR ACTUATED-1.5" TC-SPI |
| 81610001 | VALVE-AIR ACTUATED-2" TC-SPI |
| 81610002 | VALVE-AIR ACTUATED-2.5" TC-SPI |
| 81610003 | VALVE-AIR ACTUATED-3" TC-SPI |
| 81610004 | VALVE-AIR ACTUATED-4" TC-SPI |



| | |
|----------|---------------------------|
| 81600022 | SEAT - VALVE - 1" - SPI |
| 81600023 | SEAT - VALVE - 1.5" - SPI |
| 81600024 | SEAT - VALVE - 2" - SPI |
| 81600025 | SEAT - VALVE - 3" - SPI |
| 81600026 | SEAT - VALVE - 4" - SPI |



| | |
|----------|-----------------------------------|
| 81610006 | ACTUATOR ONLY - SPI - 1-1/2" - 2" |
| 81610005 | ACTUATOR ONLY - SPI - 3" - 4" |
| 81610012 | REPAIR KIT - ACTUATOR - SPI |



SPACE SAVER VALVES

| | |
|----------|-------------------------------------|
| 81600103 | VALVE - BUTTERFLY - 1.5" SPACESAVER |
| 81600104 | VALVE - BUTTERFLY - 2.0" SPACESAVER |
| 81600105 | VALVE - BUTTERFLY - 2.5" SPACESAVER |
| 81600106 | VALVE - BUTTERFLY - 3.0" SPACESAVER |
| 81600107 | VALVE - BUTTERFLY - 4.0" SPACESAVER |



| | |
|----------|----------------------------------|
| 81600010 | VALVE-WELD-BUTTERFLY-1.5"-SS HAN |
| 81600011 | VALVE-WELD-BUTTERFLY-2"-SS HAN |
| 81600012 | VALVE-WELD-BUTTERFLY-2.5"-SS HAN |
| 81600013 | VALVE-WELD-BUTTERFLY-3"-SS HAN |



| | |
|----------|---------------------------------|
| 81600061 | SEAL-SILICONE-YELLOW-1"-BFV |
| 81600062 | SEAL-SILICONE-YELLOW-1-1/2"-BFV |
| 81600063 | SEAL-SILICONE-YELLOW-2"-BFV |
| 81600064 | SEAL-SILICONE-YELLOW-2-1/2"-BFV |
| 81600065 | SEAL-SILICONE-YELLOW-3"-BFV |
| 81600066 | SEAL-SILICONE-YELLOW-4"-BFV |



| | |
|----------|--|
| 81600038 | SEAL-SILICONE-ORANGE-1" BTRFLY VLV |
| 81600006 | SEAL-SILICONE-ORANGE-1.5" BTRFLY VLV |
| 81600007 | SEAL-SILICONE-ORANGE-2" BTRFLY VLV |
| 81600045 | SEAL-SILICONE-ORANGE-2-1/2" BTRFLY VLV |
| 81600008 | SEAL-SILICONE-ORANGE-3" BTRFLY VLV |
| 81600009 | SEAL-SILICONE-ORANGE-4" BTRFLY VLV |
| 81600005 | HANDLE-VALVE-BUTTERFLY-SS |



| | |
|----------|------------------------------|
| 81600014 | VALVE - BREAKAWAY BFV - 1.5" |
| 81600015 | VALVE - BREAKAWAY BFV - 2" |

| | |
|----------|----------------------------------|
| 81600016 | INSERT-RUBBER-1.5" BREAKAWAY VLV |
| 81600017 | INSERT-RUBBER-2" BREAKAWAY VLV |



| | |
|----------|----------------------------------|
| 81600018 | VALVE-TC-BUTTERFLY-1.5"-BRADFORD |
| 81600019 | VALVE-TC-BUTTERFLY-2"-BRADFORD |
| 81600020 | VALVE-TC-BUTTERFLY-2.5"-BRADFORD |
| 81600021 | VALVE-TC-BUTTERFLY-3"-BRADFORD |



| | |
|----------|-----------------------------|
| 81600027 | SEAL-1.5"-EPDM-BFV-BRADFORD |
| 81600028 | SEAL-2"-EPDM-BFV-BRADFORD |
| 81600029 | SEAL-2.5"-EPDM-BFV-BRADFORD |
| 81600030 | SEAL-3" EPDM-BFV-BRADFORD |



BRADFORD ECONOMY BUTTERFLY VALVES

| | |
|----------|---------------------------------|
| 81600053 | VALVE - TC - BFV - 1.5" - 304SS |
| 81600054 | VALVE - TC - BFV - 2.0" - 304SS |
| 81600055 | VALVE - TC - BFV - 3.0" - 304SS |



- 81630000 VALVE- Y CHECK-1.5" SPI-1 PC
81630001 VALVE- Y CHECK-2" SPI-1 PC
81630068 VALVE- Y CHECK-2-1/2" SPI-1 PC

81630010 BALL - Y CHECK 1-1/2" BUNA-TRI CLOVER
81630012 BALL - Y CHECK 1-1/2" - 2" BUNA
81630011 BALL - Y CHECK 1-1/2" - 2" EPDM
81630013 BALL - Y CHECK 1-1/2" - 2" NYLON
81630065 BALL - Y CHECK 2-1/2" - 3" BUNA
81630066 BALL - Y CHECK 2-1/2" - 3" EPDM



- 81630004 VALVE- Y CHECK - 1.5" VNE-2 PC
81630077 VALVE- Y CHECK - 3" VNE-2 PC
81630006 BALL-Y CHECK - 2.525"




- 81630058 VALVE - SPRING CHECK - 2"
81630057 VALVE - SPRING CHECK - 3"



- 81630002 VALVE-Y CHECK-1.5" BRADFORD-2 PC
81630003 VALVE-Y CHECK-2" BRADFORD-2 PC

81630014 REPAIR KIT- Y CHECK-1.5"-BRADFORD
81630041 REPAIR KIT- Y CHECK-2"-BRADFORD
81630015 SEAL KIT- Y CHECK-1.5"-BRADFORD
81630016 SEAL KIT-Y CHECK-2"-BRADFORD
81630017 SEAT KIT-Y CHECK-2.5"-BRADFORD



- 81630040 REPAIR KIT-AIRBLOW VALVE-CMPT

81630023 PLUG & STEM-AIR BLOW VALVE-SPI
81630024 SPRING-AIR BLOW VALVE - SPI
81630025 STEM GUIDE-AIR BLOW VALVE - SPI
81630026 WASHER-AIR BLOW VALVE - SPI



- 81630021 FILTER DISC-AIR BLOW VALVE-EACH*
81630022 FILTER DISC-50/PK-AIR BLOW VALVE*
81630045 FILTER DISC-200/PK

*PFE FILTER MEDIA



- 81630046 VALVE - BALL CHECK - 1.5"
81630049 VALVE - BALL CHECK - 2"
81630067 VALVE - BALL CHECK - 2.5"



- 81630047 BALL-CHECK VALVE - 1.5"
81630050 BALL-CHECK VALVE - 2"
81630048 PIN -CHECK VALVE - 1.5"
81630051 PIN -CHECK VALVE - 2"

Ball Valves



- 89991057 3-WAY VALVE - 1"
81630034 3-WAY VALVE - 1.5"
81610041 3-WAY VALVE - 2"



- 81630031 VALVE - SHUTOFF BALL TYPE 3/4"
81630032 VALVE - SHUTOFF BALL TYPE 1.0"
81630036 VALVE - SHUTOFF BALL TYPE 1.5"

- 81630033 SEAL KIT - 3/4" BALL VALVE
81630042 SEAL KIT - 1-1/2" BALL VALVE



- 81610018 3-WAY - 1.0" - T CONF
81610021 3-WAY - 1.0" - L CONF
81610047 3-WAY - 1.5" - L CONF



- 81630018 VALVE-AIR BLOW-1.5" W 3/8" NPT-SPI
81630019 VALVE-AIR BLOW-2" W 3/8" NPT-SPI
81630020 VALVE-AIR BLOW-2.5" W 3/8" NPT-SPI



- 81630037 VALVE -AIRBLOW 1.5" W/1/2"NPT
81630038 VALVE -AIRBLOW 2" W/1/2"NPT
81630039 VALVE -AIRBLOW 2.5" W/1/2"NPT

PVA Valves



- 81630035 VALVE PVA - 1.5" TC AIR ACT
3WAY - EPDM
81630072 VALVE PVA - 1.5" TC AIR ACT
3WAY - VITON



- 81630043 VALVE-PVA -1.5"- 2WAY - EPDM
81630044 VALVE-PVA - 2"- 2WAY - EPDM
81630055 VALVE-PVA - 3"- 2WAY - EPDM

- 81630079 VALVE-PVA -1.5"- 2WAY - VITON
81630080 VALVE-PVA - 2"- 2WAY - VITON
81630081 VALVE-PVA - 3"- 2WAY - VITON



- 81630059 ACTUATOR - PVA VALVE
1.5" X 2"

- 81630083 ACTUATOR - PVA VALVE
2.5" X 3"



VITON SEALS

- 81630063 SEAL PISTON - 1.5" - 2" - PVA - VITON
81630082 SEAL PISTON - 2.5" - 3" - PVA - VITON
81630061 SEAL - SEAT - 1.5" - PVA - VITON
81630062 SEAL - SEAT - 2" - PVA - VITON



EPDM SEALS

- 81630052 SEAL - PISTON ROD - 1.5"
81630053 SEAL - SEAT - 1.5" PVA
81630054 SEAL - SEAT - 2" PVA
81630056 SEAL - SEAT - 3" PVA

SPI Diverter Valves



- 81610020 VALVE-DIVERTER-3WAY-1.5" TC - SP160
81610019 VALVE-DIVERTER-3WAY-2" TC - SP160

- 81610033 ACTUATOR REPAIR KIT - SP160
81610032 PLUG & STEM - VITON - 2"

Dixon SV Valves



- 81630100 SEAT VALVE - SV-2WAY-1" TC - VITON
81630101 SEAT VALVE - SV-2WAY-1-1/2" TC - VITON
81630102 SEAT VALVE - SV-2WAY-2" TC - VITON
81630103 SEAT VALVE - SV-2WAY-2-1/2" TC - VITON
81630104 SEAT VALVE - SV-2WAY-3" TC - VITON



- 81630105 SEAT VALVE - SV-3WAY-1" TC - VITON
81630106 SEAT VALVE - SV-3WAY-1-1/2" TC - VITON
81630107 SEAT VALVE - SV-3WAY-2" TC - VITON
81630108 SEAT VALVE - SV-3WAY-2-1/2" TC - VITON
81630109 SEAT VALVE - SV-3WAY-3" TC - VITON

- 81630121 VALVE-SV-2WAY-1.5"TC - T BODY
81630122 VALVE-SV-2WAY-2"TC - T BODY
81630123 VALVE-SV-2WAY-2.5"TC - T BODY
81630124 VALVE-SV-2WAY-3"TC - T BODY

- 81630110 BRACKET-HWRE-PROX SWITCH-1"
81630111 BRACKET-HWRE-PROX SWITCH-1.5", 2"
81630125 BRACKET-HWRE-PROX SWITCH-2.5", 3"

Mini Disc Valves



- 81610035 VALVE AIR ACT - MINI DISC - 1.5"
81610036 VALVE AIR ACT - MINI DISC - 2"
81610037 VALVE AIR ACT - MINI DISC - 2.5"
81610038 VALVE AIR ACT - MINI DISC - 3"
81610039 VALVE AIR ACT - MINI DISC - 4"



- 81610048 VALVE - MANUAL - MINI DISC - 1.5"
81610049 VALVE - MANUAL - MINI DISC - 2"
81610050 VALVE - MANUAL - MINI DISC - 2.5"
81610051 VALVE - MANUAL - MINI DISC - 3"
81610052 VALVE - MANUAL - MINI DISC - 4"

Waikato Claws



The Waikato 320 Claw is a masterpiece of engineering. With large bore inlets and a 5/8" or 3/4" milk outlet, the 320 Claw can handle the milk volume from your highest producing cows with ease. They are light weight (420 grams) and high capacity (320cc's). These should be included in your next system or upgrade.

- 37136010 CLAW-WAIKATO 320 2+2- W/SHUT-OFF
- 37136011 CLAW-WAIKATO 320 2+2-NO SHUT-OFF
- 37136030 CLAW-WAIKATO 320-4QS SHUT-OFF
- 37136020 CLAW-WAIKATO 320-2+2 - 3/4" OUTLET NO SHUT-OFF

See page 90 for parts breakdown



Waikato Nimbus milking claws feature separation baffles to separate milk flow and minimize cross contamination. They are light in weight, come with or without automatic shutoffs and are extremely durable.

- 37135002 CLAW-NIMBUS-4+0 WEIGHT W/SHUT
- 37135004 CLAW-NIMBUS-2+2-WEIGHT W/SHUT
- 37135006 CLAW-NIMBUS-2+2-NO WEIGHT W/SH
- 37135007 CLAW-NIMBUS-2+2-NO WEIGHT/SHUT

See page 89 for parts breakdown

300 Style Claws



- 81300110 CLAW-300 - PLASTIC AIRFORK-SS W/SHUT OFF
- 81300121 CLAW-300 - F/R-SS AIRFORK W/SHUT OFF

See page 91 for parts breakdown



- 81300128 CLAW - 300E - SS AIRFORK W/O SHUT OFF



- 81300005 CLAW - FLOW VIEW - DV STYLE



- 81300006 CLAW - SUPER FLOW VIEW DV STYLE



- 39650704 SHELL-S/S LGHTWGHT 260G-WAIKATO
- 39650714 SHELL-S/S STANDARD-320G-WAIKATO



- 81370001 GOAT CLAW - Y TYPE
- 81370002 VACUUM Y TYPE GOAT CLAW
- 81370003 BRACKET



- 81300021 MILKER SHELL-06 ROLLED SS-DV STYLE
- 81300022 MILKER SHELL-06-SS - WS STYLE
- 81300023 MILKER SHELL-07 BM STYLE
- 81300024 MILKER SHELL-SS JF SG STYLE
- 81300074 SHELL-UNIVERSAL-PLASTIC - REPL
- 81300079 WEIGHT-SS-UNIVERSAL SHELL



- 81300076 SHELL-PLASTIC-GOAT MILKING
- 81370000 GOAT LINER - SILICONE

Stainless Steel Barrel Claws



81300002 CLAW PARALLEL-BM STYLE - 3/4"OD
81300003 CLAW PARALLEL-BM STYLE - 7/8"OD



81300000 CLAW - CA - H BONE - TU - 3/4"OD



81300109 CLAW - CA - PARALLEL - 3/4"OD



81300064 PLUG - TU - CLAW - 3/4" (5/8" HOSE)

81300065 PLUG - TU - CLAW - 7/8" (3/4" HOSE)



81300004 CLAW - 3/4"OD
81300007 CLAW - MID - 7/8"OD



81300047 CLAW PAD - RUBBER - STANDARD
81300048 CLAW PAD - RUBBER WIDE



81300131 CLAW - CA - H BONE - 1" OD - OUTLET



81300012 WINDOW - CA/GERMANIA
81300017 GASKET - CA/GERMANIA
81300049 CLIP - BACKFLUSH - CA CLAW



81300011 WINDOW - CLAW - ECLIPSE
81300016 GASKET - CLAW - ECLIPSE
81300050 CLIP - CLAW ECLIPSE



81300013 WINDOW - BM STYLE
81300018 GASKET - BM STYLE



81300040 BUMPER-CLAW-MEDIUM BODY-BM
81300041 BUMPER-CLAW-STANDARD BODY-BM
81300043 BUMPER-CLAW-WESTERN STYLE
81300044 BUMPER-CLAW-WIDE BODY-BM

Genuine Waikato Inflatons



Waikato brand inflatons fit Waikato and other NZ style shells. Do to their unique rubber formulation and design, they align well and milk out quickly with minimum slippage. It is recommended they be changed every 2500 milkings.

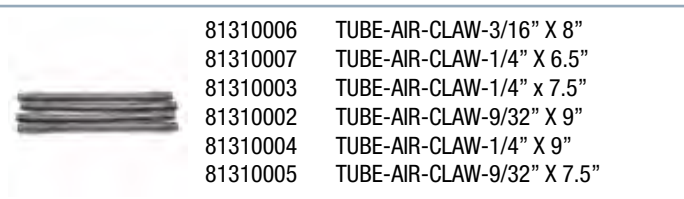
39800577 LINER-SUPA 10 LB
39800904 LINER-SUPALINER-LARGE TUBE
39800962 LINER-CLASSIC-LARGE TUBE

Waikato Premium Inflatons




These inflatons are engineered to provide fast milkout while keeping squawks to a minimum. We have models to fit most popular shells. They are made to match or exceed the performance of most competitive brands. We recommend replacing every 1200 milkings. (100 inflatons per case.)

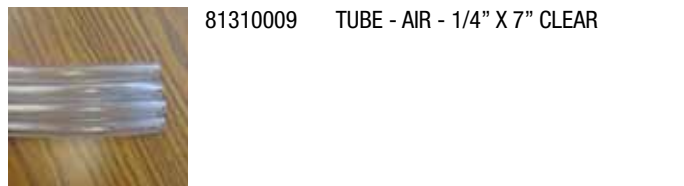
| | | | |
|----------|---------------------------------|----------|---|
| 81390000 | INFLATION JF48 - JF + BM SHELLS | 81390004 | INFLATION IU-282 - UNIVERSAL PLASTIC SHELLS |
| 81390001 | INFLATION JF60 - JF + BM SHELLS | 81390005 | INFLATION ID-01A - WS + DV 06 SHELLS |
| 81390002 | INFLATION JF62 - JF + BM SHELLS | 81390006 | INFLATION ID-08E - WS + DV 06 SHELLS |
| 81390003 | INFLATION IB-R1C - BM SHELLS | | |



81310006 TUBE-AIR-CLAW-3/16" X 8"
81310007 TUBE-AIR-CLAW-1/4" X 6.5"
81310003 TUBE-AIR-CLAW-1/4" x 7.5"
81310002 TUBE-AIR-CLAW-9/32" X 9"
81310004 TUBE-AIR-CLAW-1/4" X 9"
81310005 TUBE-AIR-CLAW-9/32" X 7.5"



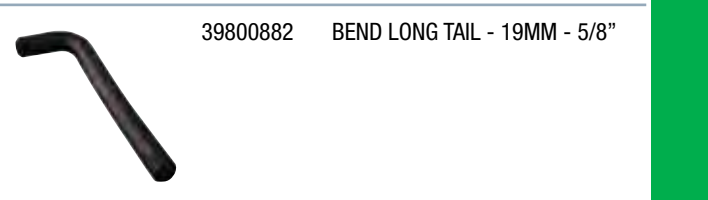
81310008 TUBE-MILK-BM STYLE 7/16"



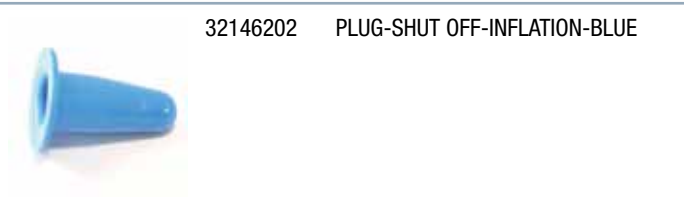
81310009 TUBE - AIR - 1/4" X 7" CLEAR



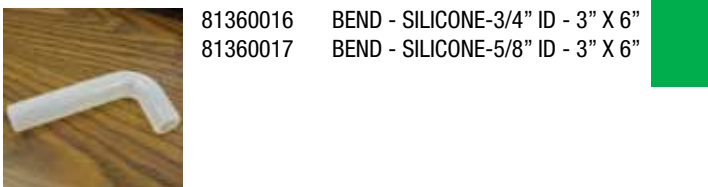
39800883 BEND SHORT TAIL - 19MM - 5/8"



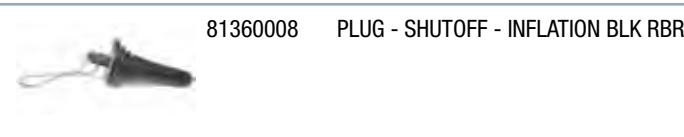
39800882 BEND LONG TAIL - 19MM - 5/8"



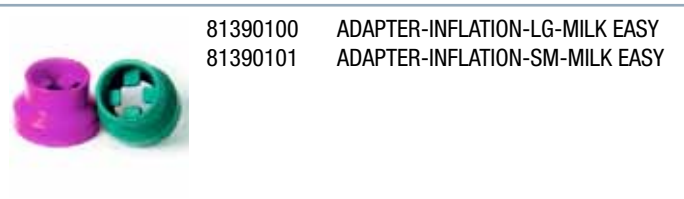
32146202 PLUG-SHUT OFF-INFLATION-BLUE



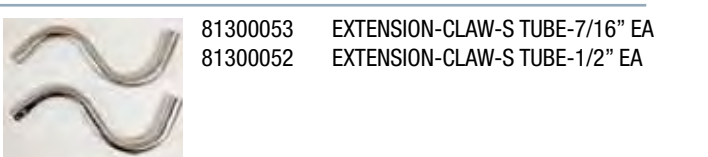
81360016 BEND - SILICONE-3/4" ID - 3" X 6"
81360017 BEND - SILICONE-5/8" ID - 3" X 6"



81360008 PLUG - SHUTOFF - INFLATION BLK RBR



81390100 ADAPTER-INFLATION-LG-MILK EASY
81390101 ADAPTER-INFLATION-SM-MILK EASY



81300053 EXTENSION-CLAW-S TUBE-7/16" EA
81300052 EXTENSION-CLAW-S TUBE-1/2" EA



81300033 BOWL-CLAW-FLO VIEW - COMPLETE
 81300034 BOWL-CLAW-SUPER FLO VIEW-DV
 81300036 BOWL-CLAW-W/O SHUT OFF-SUPER FLO
 81300081 BOWL KIT-SUPER FLO VIEW-W/SHUTOFF
 81300055 GASKET - SUPER FLOW VIEW
 81300124 GASKET - FLO VIEW



81300104 TOP VENTED FS CLASSIC COPY (SHORT)
 81300105 TOP VENTED FS STD COPY (TALL)
 81300116 TOP FS NON-VENTED - STD
 81300117 TOP FS NON-VENTED - CLASSIC
 81300107 KIT - FS - CLAW - 6-PIECE
 81300108 KIT - FS - CLAW - 9-PIECE

See page 91 for parts breakdown



81360009 RUBBER Y ONLY
 81360004 INSERT



81300027 AIR FORK-FTR-5/16"-SS
 81300028 AIR FORK - SINGLE - 3/8" - SS
 81300029 AIR FORK - STS - 5/16" - SS




81360011 VALVE-SHUTOFF-5/8"-DELIN
 81360014 VALVE-SHUTOFF-3/4"-DELIN
 81360002 VALVE GASKET W/TAB
 81360003 O-RING - DELRIN SHUTOFF



81330055 VALVE-AIR PINCH-3/4" & 7/8"-W/ 5/32"
 81330056 VALVE-AIR PINCH-5/8"-W/ 5/32"T
 81330057 VALVE-AIR PINCH-3/8", 7/8"- W/ 1/4"T
 81330098 VALVE-AIR PINCH-5/8" - W/ 1/4"T
 81330052 KIT-REPAIR-AIR PINCH VALVE
 81330050 BOOT-COVER



81640069 SPRING - SUPPORT - 5/8" MILK HOSE
 81640068 SPRING - SUPPORT - 3/4" MILK HOSE



81750161 NIPPLE - CONNECTER -3/4" OD X 4"
 81750002 NIPPLE - CONNECTER -7/8" OD X 4"
 38050704 TUBE CONNECTOR - 5/8" ID - 2.5"



81300037 BOWL-REPLACEMENT-CLAW-UNIVERSAL
 81300057 GASKET - CLAW BOWL - UNIVERSAL



81300035 BOWL-CLAW-TIDAL FLOW
 81300056 GASKET - CLAW BOWL - UNIVERSAL
 W/TABS



81300130 TOP - ORBIT CLAW - W/NUTS



81300011 WINDOW-CLAW - ECLIPSE STYL
 81300012 WINDOW-CLAW - GERMANIA STYL
 81300013 WINDOW-CLAW - BM STYL
 81300015 WINDOW-CLAW - WESTF STYL
 81300016 GASKET-CLAW - ECLIPSE STYL
 81300017 GASKET-CLAW - GERMANIA STYL
 81300018 GASKET-CLAW - BM STYL
 81300020 GASKET-CLAW - WESTF STYL



39650706 CLAMP-SNAP-SMALL S/S, 9/16
 39650806 CLAMP-SNAP-LARGE S/S, 5/8



81330051 CLAMP -3/4" -PINCH-MANUAL, BLK



81360012 VALVE-SHUTOFF-5/8" PLASTIC
 81360001 VALVE GASKET WITH TAB
 81360006 O-RING - PLASTIC SHUTOFF




81360010 VALVE -SHUTOFF -5/8" S/S




81640072 TUBE - REDUCING 1" X 3/4" PLASTIC
 81750223 REDUCER - 3/4" OD X 7/8" OD - SS
 81750170 REDUCER - 7/8" OD X 1" OD - SS
 81750155 REDUCER - 3/4" OD X 1" ID - SS

HOSE SUPPORTS



- 81350006 ARM-HOSE SUPPORT-SS-1-5/8" - REG
- 81350007 ARM-HOSE SUPPORT-SS-2-3/8" - REG
- 81350005 ARM-HOSE SUPPORT-SS-1-5/8" REV
- 81350023 ARM-HOSE SUPPORT-SS-2-3/8" REV

- 81350028 U-BOLT ASSMBLY - 1-5/8"
- 81350029 U-BOLT ASSMBLY - 2"



HOSE TENDER

- 81350016 HOSE TENDER FORMED CURB
- 81350017 HOSE TENDER ROUND CURB

- 81350018 INSERT - HOSE TENDER



- 81640071 TENSIONER - CLAW - STARFISH



- 37130070 KIT-DROPPER BLOCK-2+2-WAIKATO

***Order SS tubing on page 15**



- 81640066 RING - HOSE BUNDLE - BLACK
- 81640067 RING - HOSE BUNDLE - BLUE

HOSE PORTS



Hose routing ports are made to order. We can make almost any style and configuration you need. **Please call for details.**

- 81560175 HOSE ROUTING PORT - 24" - 7/8" X 3/4" X 3/8" - STRAIGHT
- 81560176 HOSE ROUTING PORT - 7/8" X 3/4" X 3/8" - STRAIGHT
- 81560177 HOSE ROUTING PORT - 24" - 7/8" X 3/4" X 3/8" - ANGLED
- 81560247 HOSE ROUTING PORT - 5" - 1" X 3/4" X 3/8" - STRAIGHT
- 81560248 HOSE ROUTING PORT - 18" - 7/8" X 3/4" X 3/8" - STRAIGHT



- 81560172 HOSE ROUTING PLATE - 7/8" X 3/4" X 3/8" - STRAIGHT
- 81560173 HOSE ROUTING PLATE - 7/8" X 3/4" X 3/8" - ANGLED
- 81560174 HOSE ROUTING PLATE - 7/8" X 3/4" X 3/8" - BLANK
- 81560171 HOSE ROUTING PLATE - 7/8" X 3/4" X 3/8" - 14" STRAIGHT

JETTERS



Waikato G2 cluster washers are a key to good hygiene. They are robust design with solid one piece moulding and adjustable flow control. They are available in three different cup sizes to accommodate virtually any liner shape and style. They can be mounted either overhead or in lowline configurations.

37123007 JETTER-G2-NO 1-CTR FEED W/COVER
 37123008 JETTER-G2 NO 2-CTR FEED W/COVER
 37123009 JETTER-G2 NO 3-CTR FEED W/COVER

See page 107 for parts breakdown



81400019 HD JETTER /RACK ONLY



81400020 RACK - NATIONAL - JETTER ONLY



81400010 JETTER RACK - WIRE STYLE



81400117 RACK - CIP DRAWER - KLEEN FLO



81400116 BRACKET - 320 CLAW - CIP RACK

* Also fits FlowStar



81400016 DISTRIBUTER TEE - S/S - JETTER NON-VENTED

81400022 DISTRIBUTER TEE - SS -JETTER-VENTED



81400011 RESTRICTOR - IN LINE - SHORT
 81400024 RESTRICTOR - IN LINE - LONG



81400015 DISTRIBUTER TEE - PLASTIC - JETTER

81400006 DISTRIBUTER TEE - SS
 SS BRANCH



81400014 TEE - BARBLESS - 5/8" - PLASTIC
 81570029 TEE ONLY - 3/4" OD - SS



81400007 DUCKBILL - DRAIN



81400021 HANGER CLAW - CIP/CURB MOUNT



- 81400009 SLIDING JETTER /RACK ONLY
- 81400012 S-HOOK
- 81400113 KIT - BM/SG COMPLETE
- 81400114 KIT - DV/WS COMPLETE



- 37122501 JETTER CP - WAIKATO #1 - NZ STL
 - 37122502 JETTER CP - WAIKATO #2 - SG/BM STL
 - 37122504 JETTER CP - WAIKATO #3 - DV STL
- FITS WAIKATO G2 AND FLOW-CONTROL JETTERS



- 81400112 CUP MANIFOLD - DV-7310



- 81400001 CUP-JETTER - 1-5/8" - BM-7340
- 81400002 CUP-JETTER - 1-3/8" - DV-7360
- 81400003 CUP-JETTER - 1-1/2" - DV-7350
- 81400004 CUP-JETTER - SG-7330-STRAIGHT SIDE



- 81400005 CUP-JETTER-BM STYLE W/LOCK RING
- 81400018 CUP-JETTER-7350-W/ LOCK RING



- 81400110 CUP - JETTER-7312 - DV CANDLESTICK



- 81400111 CUP - JETTER-7313 - BM/SUIGE CANDLESTICK



- 81400105 JETTER CUP - VARI-FLOW 45MM
- 81400106 JETTER CUP - VARI-FLOW 35MM
- 81400115 JETTER CUP - VARI-FLOW 40MM



- 81400103 COVER ASSY-VARI FLO-JETTER
- See page 108 for parts breakdown**

Milk & Pulsation Tubing



TRANSFLOW

MILK TUBING

| | |
|----------|------------------------------------|
| 81600006 | TUBE-MILK-7/16"ID-5/32"T-M34R-100' |
| 81640001 | TUBE-MILK-1/2"ID-5/32"T-M34R-100' |
| 81640009 | TUBE-MILK-9/16"ID-3/16"T-M34R-100' |
| 81640010 | TUBE-MILK-9/16"ID-3/16"T-M34R-500' |
| 81640004 | TUBE-MILK-5/8"ID-3/16"T-M34R-100' |
| 81640005 | TUBE-MILK-5/8"ID-3/16"T-M34R-500' |
| 81640002 | TUBE-MILK-3/4"ID-13/64"T-M34R-100' |
| 81640003 | TUBE-MILK-3/4"ID-13/64"T-M34R-400' |
| 81640007 | TUBE-MILK-7/8"ID-1/4"T-M34R-50' |
| 81640008 | TUBE-MILK-7/8"ID-1/4"T-M34R-100' |

CLEAR SINGLE PULSATION TUBING

| | |
|----------|----------------------------------|
| 81640019 | TUBE-VAC-9/32" X 100'-SINGLE-CLR |
| 81560023 | TUBE-VAC-1/4" X 100'-SINGLE-CLR |
| 81640020 | TUBE-VAC-3/8" X 100'-SINGLE-CLR |
| 81640018 | TUBE-VAC-1/2" X 100'-SINGLE-CLR |

BLACK SINGLE PULSATION TUBING

| | |
|----------|----------------------------------|
| 81640016 | TUBE-VAC-1/4" X 100'-SINGLE-BLK |
| 81640022 | TUBE-VAC-9/32" X 100'-SINGLE-BLK |
| 81640017 | TUBE-VAC-3/8" X 100'-SINGLE-BLK |
| 81640021 | TUBE-VAC-7/16" X 100'-SINGLE-BLK |
| 81640015 | TUBE-VAC-1/2" X 100'-SINGLE-BLK |

CLEAR TWIN PULSATION TUBING

| | |
|----------|--------------------------------|
| 81640029 | TUBE-VAC-1/4" X 100'-TWIN-CLR |
| 81640027 | TUBE-VAC-9/32" X 100'-TWIN-CLR |
| 81640028 | TUBE-VAC-9/32" X 500'-TWIN-CLR |
| 81640014 | TUBE-VAC-3/8" X 500'-TWIN-CLR |

BLACK TWIN PULSATION TUBING

| | |
|----------|--------------------------------|
| 81640025 | TUBE-VAC-1/4" X 100'-TWIN-BLK |
| 81640024 | TUBE-VAC-9/32" X 100'-TWIN-BLK |
| 81640026 | TUBE-VAC-3/8" X 100'-TWIN-BLK |



| | |
|----------|------------------------------------|
| 81640049 | TUBE-MILK-1/2" X 50'-RUBBER |
| 81640050 | TUBE-MILK-3/4" X 50'-RUBBER |
| 81640051 | TUBE-MILK-5/8" X 50'-RUBBER |
| 81640052 | TUBE-MILK-7/8" X 50'-RUBBER |
| 81640055 | TUBE-MILK-9/16" X 54'-RUBBER |
| 81640054 | TUBE-VAC-TWIN - 9/32" X 50'-RUBBER |
| 81640097 | TUBE-VAC-SNGL - 9/32" X 50'-RUBBER |
| 81640090 | TUBE-VAC-7/16" X 54'-RUBBER |
| 39700508 | TUBE-VAC-TWIN - 9/32" X 60'-RUBBER |



| | |
|----------|--------------------------------|
| 81640057 | TUBE-MILK-CLEANLINE-5/8" X 65' |
| 81640056 | TUBE-MILK-CLEANLINE-3/4" X 65' |




GLITEX

| | |
|----------|-------------------------------|
| 81640041 | TUBE-VAC TWN CLR 1/4" X 100' |
| 81640088 | TUBE-VAC-TWN CLR 1/4" X 500' |
| 81640042 | TUBE-VAC-TWN CLR 9/32" X 100' |
| 81640089 | TUBE-VAC TWN CLR 9/32" X 500' |
| 81640083 | TUBE-VAC-TWN BLK 9/32" X 100' |
| 81640084 | TUBE-VAC-TWN CLR 3/8" X 100' |
| 81640085 | TUBE-VAC-TWN BLK 3/8" X 100' |



| | |
|----------|--------------------------------|
| 81640075 | TUBE-VAC-SNGL CLR 1/4" X 100' |
| 81640076 | TUBE-VAC-SNGL BLK 1/4" X 100' |
| 81640077 | TUBE-VAC-SNGL CLR 9/32" X 100' |
| 81640078 | TUBE-VAC-SNGL BLK 9/32" X 100' |
| 81640079 | TUBE-VAC-SNGL CLR 3/8" X 100' |
| 81640080 | TUBE-VAC-SNGL BLK 3/8" X 100' |
| 81640081 | TUBE-VAC-SNGL CLR 7/16" X 100' |
| 81640082 | TUBE-VAC-SNGL BLK 7/16" X 100' |



TRANSFLOW SILICONE

| | |
|----------|---------------------------------|
| 81640013 | TUBE-MILK-SILICONE-9/16" - 100' |
| 81640012 | TUBE-MILK-SILICONE-5/8" - 100' |
| 81640113 | TUBE-MILK-SILICONE-3/4" - 100' |
| 81640114 | TUBE-MILK-SILICONE-7/8" - 100' |
| 81640115 | TUBE-MILK-SILICONE-1" - 100' |



GLITEX

| | |
|----------|-------------------------------|
| 81640038 | TUBE-MILK-9/16" X 100'-GLITEX |
| 81640039 | TUBE-MILK-3/4" X 100'-GLITEX |
| 81640040 | TUBE-MILK-7/8" X 100'-GLITEX |
| 81640086 | TUBE-MILK-9/16" X 500'-GLITEX |
| 81640087 | TUBE-MILK-5/8" X 500'-GLITEX |
| 81640037 | TUBE-MILK-5/8" X 100'-GLITEX |



FLEXFAB PREMIUM SILICONE TUBING

| | |
|----------|--------------------------------|
| 81640045 | TUBE-MILK-SILICONE-7/8" X 50' |
| 81640043 | TUBE-MILK-SILICONE-3/4" X 100' |
| 81640044 | TUBE-MILK-SILICONE-5/8" X 100' |



RELIANCE SILICONE TUBING

| | |
|----------|---------------------------------------|
| 81640107 | TUBE-MILK-SILICONE-7/16"X1'-RELIANCE |
| 81640092 | TUBE-MILK-SILICONE-1/2"X100'-RELIANCE |
| 81640046 | TUBE-MILK-SILICONE-5/8"X100'-RELIANCE |
| 81640047 | TUBE-MILK-SILICONE-3/4"X100'-RELIANCE |
| 81640048 | TUBE-MILK-SILICONE-7/8"X100'-RELIANCE |
| 81640112 | TUBE-VAC-TWIN-1/4" - 100' |



| | |
|----------|--------------------------------------|
| 81640102 | TUBE - DAIRY FLOW - 5/8" X 100' BLUE |
| 81640103 | TUBE - DAIRY FLOW - 3/4" X 100' BLUE |



| | |
|----------|---------------------------------------|
| 81640093 | TUBE-MILK-SILICONE-BLUE - 5/8" X 100' |
|----------|---------------------------------------|



BRAIDED

- 81640036 TUBE - BRAIDED - 3/8" X 100' ROLL
- 81640063 TUBE - BRAIDED - 1/2" X 100' ROLL
- 81640064 TUBE - BRAIDED - 3/4" X 100' ROLL
- 81640058 TUBE - BRAIDED - 1-1/2" - PER 1'



- 81640059 HOSE-TRUCK-1" RIBBED-PER FT
- 81640060 HOSE-TRUCK-1.5" RIBBED-PER FT
- 81640061 HOSE-TRUCK-2" RIBBED-PER FT
- 81640062 HOSE-TRUCK-2.5" RIBBED-PER FT
- 81640091 HOSE-TRUCK-3" RIBBED-PER FT
- 81640000 HOSE - TRUCK - 1-1/2" X 3/8" M34R - 1'
- 81640096 HOSE - TRUCK - 2" X 1/2" M34R - 1'



- 81340001 BUCKET-FRESH COW-POLY-80 LB*
- 81340000 BUCKET- POLY-80 LB-W/HANDLE

*PICTURED



- 81340003 BUCKET - MILK - 65#-SS-SHORT HANDLE
- 81340036 BUCKET - MILK - 65#-SS-SHORT HANDLE
- 81340004 BUCKET - MILK - 80#-SS-SHORT HANDLE
- 81340005 BUCKET - MILK - 90#-SS-SHORT HANDLE



- 81340019 LID-BUCKET-DE LAVAL STYLE SS
- 81340020 LID-BUCKET-DELAVAL-SHORT HANDLE



- 81340009 GASKET-LID-DELAVAL-CURRENT
- 81340010 GASKET-LID-DELAVAL-OLD STYLE
- 81340011 GASKET-LID-FRESH COW-PLASTIC
- 81340012 GASKET - LID - MILKER BUCKET
- 81340013 GASKET-LID-QUARTER MILKER-RJB
- 81340014 GASKET-LID-SURGE REG
- 81340015 GASKET-LID-UNIVERSAL-INSIDE



- 81700178 E-Z SAMPLER - 3/4"
- 81700191 E-Z SAMPLER - 5/8"



- 39850920 TUBE - TRI-FLEX - 5/8" X 9/32" x 60'



- 81640073 CUTTER-HOSE - T100 KWIKCUT
- 81640074 BLADE - REPLACEMENT - T100 KWIKCUT



- 81590104 CLAMP - T-BOLT - 1-7/8" - 2-3/16"
- 81590098 CLAMP - T-BOLT - 2-3/8" - 2-11/16"
- 81590097 CLAMP - T-BOLT - 2-5/8" - 2-15/16"



- 81340028 BUCKET-65# W/SHRT HNDL-INTERPULS
- 81340029 BUCKET-65# W/LONG HNDL-INTERPULS



- 81340017 LID W/ GASKET - MILKER BUCKET



- 81340022 LID-FRESH COW-SS-3/4" HOSE
- 81340021 LID-BUCKET-FRESH COW-SS 5/8" HOSE
- 81340016 LID-FRESH COW-SS-5/8" HOSE
- 81340031 LID-FRESH COW-SS-5/8" W/CHECK VALVE



- 81340008 CHECK VALVE - LID - FRESH COW



- 81750198 SAMPLE DIPPER-4 OZ - SS

Air Fittings



| | |
|----------|---------------------------------------|
| 81330000 | AIR FITTING-MALE-1/4" T X 1/4" NPT |
| 81330001 | AIR FITTING-MALE-1/4" T X 1/8" NPT |
| 81330002 | AIR FITTING-MALE-1/4" T X 3/8" NPT |
| 81330003 | AIR FITTING-MALE-3/8" T X 1/4" NPT |
| 81330004 | AIR FITTING-MALE-3/8" T X 3/8" NPT |
| 81330032 | AIR FITTING-MALE-5/32" T X 1/8" NPT |
| 81330005 | AIR FITTING-MALE-5/32" T X 3/8" NPT |
| 81330006 | AIR FITTING-MALE-5/32" T X 10-32 THRD |
| 81330077 | AIR FITTING-MALE-1/2" T X 1/2" NPT |
| 81330079 | AIR FITTING-MALE-4MM T X 1/8" BSP |

81700135 CONNECTOR-1/2" T X 1/2" FNPT



| | |
|----------|---|
| 81330007 | AIR FITTING-EL-MALE-1/4" T X 1/4" NPT |
| 81330008 | AIR FITTING-EL-MALE-1/4" T X 1/8" NPT |
| 81330009 | AIR FITTING-EL-MALE-1/4" T X 3/8" NPT |
| 81330010 | AIR FITTING-EL-MALE-3/8" T X 1/4" NPT |
| 81330011 | AIR FITTING-EL-MALE-5/32" TX 1/4" NPT |
| 81330012 | AIR FITTING-EL-MALE-5/32" TX 1/8" NPT |
| 81330013 | AIR FITTING-EL-MALE-5/32" TX 10-32 THRD |
| 81700233 | CONNECTOR-1/4" T X 1/4" WPT - ELBOW SS |



| | |
|----------|--|
| 81330014 | AIR FITTING-ELBOW-MALE-3/8" T X 3/8" NPT |
| 81330015 | AIR FITTING-ELBOW-UNION-1/4" T |
| 81330016 | AIR FITTING-ELBOW-UNION-5/32" T |
| 81330064 | AIR FITTING-ELBOW-UNION-3/8" T |



81330019 AIR FIT-REDUCER-PLUG IN-5/32" T X 1/4" T



| | |
|----------|--|
| 81330020 | AIR FIT-TEE-MALE BRANCH-5/32" T X 1/8" NPT |
| 81330021 | AIR FIT-TEE-MALE RUN-5/32" T X 1/8" NPT |
| 81330084 | AIR FIT-TEE-MALE RUN-3/8" T X 1/8" NPT |
| 81330022 | AIR FITTING-TEE-UNEQUAL-1/4" T X 1/8" NPT |



| | |
|----------|---|
| 81330023 | AIR FITTING-TEE-UNEQUAL-3/8" T X 1/4" T |
| 81330024 | AIR FITTING-TEE-UNION-1/4" T |
| 81330025 | AIR FITTING-TEE-UNION-5/32" T |
| 81330062 | AIR FITTING-TEE-3/8" T |



| | |
|----------|----------------------------------|
| 81330026 | AIR FITTING-UNION-STRGHT-1/4" T |
| 81330027 | AIR FITTING-UNION-STRGHT-5/32" T |
| 81330061 | AIR FITTING-UNION-STRGHT-1/2" T |



| | |
|----------|---------------------------------------|
| 81330028 | AIR FITTING-Y-MALE-5/32" T X 1/4" NPT |
| 81330029 | AIR FITTING-Y-PLUG IN-5/32" T |
| 81330030 | AIR FITTING-Y-UNION-5/32" T |



81330031 AIR FITTING-UNION 3/8" T X 1/4" T



| | |
|----------|--|
| 81330033 | FLOW CNTROL-MINIATURE-1/4" TX 1/4" NPT |
| 81330035 | FLOW CNTROL-MINIATURE-5/32" T X 1/8" NPT |



| | |
|----------|---|
| 81700177 | CONNECTOR-3/8" NPT X 3/8" BARB - SRGHT |
| 81700208 | CONNECTOR-1/4" NPT X 3/8" BARB - SRGHT |
| 81700195 | FITTING-1/4" NPT X 1/4" BARB-BRASS-10PK |
| 81320036 | ELBOW-1/4" NPT X 3/8" BARBED |



| | |
|----------|------------------------------|
| 81330017 | AIR FITTING - PLUG - 1/4" T |
| 81330018 | AIR FITTING - PLUG - 5/32" T |
| 81330083 | AIR FITTING - PLUG - 5/16" T |
| 81330082 | AIR FITTING - PLUG - 3/8" T |
| 81330081 | AIR FITTING - PLUG - 1/2" T |









81700236 CONNECTOR - 1/4" T - DIVIDER - 2WAY



81700134 CLAMP - 1/4" HOSE - SS - 25 PK

Chemical Resistant Fittings

| | | |
|--|----------|--|
|  | 81700179 | CONNECTOR-1/4"NPT X 5/16"T |
| | 81700180 | CONNECTOR-1/4"NPT X 3/8"T |
| | 81700181 | CONNECTOR-1/4"NPT X 1/4"T |
| | 81700182 | CONNECTOR-3/8"NPT X 3/8"T |
| | 81700127 | CONNECTOR-3/8"NPT X 1/4"T |
| | 81700133 | CONNECTOR-5/16"T X 3/8" NPT |
|  | 81700233 | CONNECTOR-10MMT X 1/2" NPT |
| | 81700220 | CONNECTOR-1/2"T X 1/2" NPT - STRAIGHT |
| | 81700221 | CONNECTOR-1/2"T X 3/8" NPT - STRAIGHT |
|  | 81700204 | CONNECTOR-1/2"T X 3/8" NPT - ELBOW |
| | 81700206 | CONNECTOR-3/8"T X 1/2" NPT |
| | 81700207 | CONNECTOR-3/8"T X 3/8" NPT - ELBOW |
| | 81700243 | CONNECTOR-5/16" X 3/8" NPT - ELBOW |
|  | 81700189 | CONNECTOR-1/4" - ELBOW |
| | 81700190 | CONNECTOR-3/8" - ELBOW |
| | 81700202 | CONNECTOR-5/16"T - ELBOW |
| | 81700205 | CONNECTOR-1/2"T X 1/2"T - ELBOW |
|  | 81700084 | CONNECTOR-5/16"T-TEE |
| | 81700132 | CONNECTOR-3/8"T-TEE |
| | 81700173 | CONNECTOR-1/2"T X 3/8"T |
| | 81700198 | CONNECTOR-1/2"T - TEE |
| | 81700209 | CONNECTOR-1/4"T - TEE |
|  | 81700082 | CONNECTOR - 5/16"T X 5/16"T |
| | 81700171 | CONNECTOR - 3/8"T X 3/8"T |
| | 81700193 | CONNECTOR - 1/4"T X 1/4"T |
| | 81700200 | CONNECTOR - 1/2"T - STRAIGHT |
| | 81700239 | CONNECTOR - 3/8"T - BLK HD - UNION |
| | 81700240 | CONNECTOR - 5/16"T - BLK HD - UNION |
|  | 81700131 | CONNECTOR - 5/16"T X 3/8"T |
| | 81700128 | CONNECTOR - 1/4"T X 3/8"T |
| | 81700136 | CONNECTOR - 1/4"T X 5/16"T |
| | 81700174 | CONNECTOR - 1/2"T X 3/8"T |
| | 81700234 | CONNECTOR - 10MMT X 6MMT - REDUCER |
|  | 81330060 | VALVE - AIR SHUT-OFF 1/4" T X 1/4" T |
| | 81330069 | VALVE - AIR SHUT-OFF 5/16" T X 5/16" T |
| | 81330071 | VALVE - AIR SHUT-OFF 3/8" T X 3/8" T |
| | 81330072 | VALVE - AIR SHUT-OFF 1/2" T X 1/2" T |
|  | 81700199 | CONNECTOR - 5/16" X 1/2"T - REDUCER |
| | 81700238 | CONNECTOR - 1/4"T X 3/8"T - REDUCER |
|  | 81330065 | CHECK VALVE - INLINE-1/4" |
| | 81330059 | CHECK VALVE - INLINE-1/2" |
| | 81330070 | CHECK VALVE - INLINE-5/16" |
| | 81330066 | CHECK VALVE - INLINE-3/8" |

| | | |
|---|----------|--|
|  | 81330063 | TUBE - NYLON - 1/4" BLUE X 100' |
| | 81330093 | TUBE - NYLON - 1/4" YELLOW X 100' |
| | 81700096 | TUBE - NYLON - 5/16" NATURAL X 100' |
| | 81330068 | TUBE - NYLON - 1/2" NATURAL X 100' |
|  | 81700248 | TUBE - NYLON - 5/8" OD X 250' |
| | 81330037 | TUBE - NYLON - 5/32" BLACK X 500' |
| | 81330038 | TUBE - NYLON - 5/32" BLUE X 500' |
| | 81330040 | TUBE - NYLON - 5/32" GREEN X 500' |
|  | 81330043 | TUBE - NYLON - 5/32" NATURAL X 500' |
| | 81330044 | TUBE - NYLON - 5/32" ORANGE X 500' |
| | 81330046 | TUBE - NYLON - 5/32" RED X 500' |
| | 81330048 | TUBE - NYLON - 5/32" YELLOW X 500' |
|  | 81330078 | TUBE - NYLON - 5/32" GRAY X 500' |
| | 81330039 | TUBE - NYLON - 1/4" BLUE X 500' |
| | 81330045 | TUBE - NYLON - 1/4" RED X 500' |
| | 81330047 | TUBE - NYLON - 1/4" YELLOW X 500' |
|  | 81330094 | TUBE - NYLON - 1/4" BLACK X 500' |
| | 81330095 | TUBE - NYLON - 1/4" GREEN X 500' |
| | 81330096 | TUBE - NYLON - 1/4" ORANGE X 500' |
| | 81330097 | TUBE - NYLON - 1/4" NATURAL X 500' |
|  | 81330076 | TUBE - NYLON - 5/16" NATURAL X 500' |
| | 81330067 | TUBE - NYLON - 3/8" GREEN X 500' |
| | 81330073 | TUBE - NYLON - 3/8" NATURAL X 500' |
| | 81330041 | TUBE - NYLON - 1/2" NATURAL X 500' |
|  | 81330099 | TUBE - POLY ETH - 5/32" NATURAL X 100' |
| | 81330080 | TUBE - POLY ETH - 1/4" CLEAR X 100' |
| | 81330042 | TUBE - POLY ETH - 3/8" NATURAL X 100' |
| | 81330085 | TUBE - POLY ETH - 3/8" NATURAL X 500' |
|  | 81330086 | TUBE - POLY ETH - 3/8" BLACK X 500' |
| | 81330087 | TUBE - POLY ETH - 3/8" BLUE X 500' |
| | 81330088 | TUBE - POLY ETH - 3/8" GREEN X 500' |
| | 81330089 | TUBE - POLY ETH - 3/8" ORANGE X 500' |
|  | 81330090 | TUBE - POLY ETH - 3/8" RED X 500' |
| | 81330091 | TUBE - POLY ETH - 3/8" YELLOW X 500' |
| | 81330092 | TUBE - POLY ETH - 1/4" NATURAL X 500' |
| | 81330036 | TUBE - POLY URTH - 1/4" NATURAL X 100' |

81330074 TUBE-AIR-TWIN - RED/BLUE-100'





Waikato SMARTPULS

SmartPuls pulsators are a new generation product developed with today's high performance dairies in mind. They feature digital electronics and precision solenoids to name just a couple of the long list of features. Precision solenoids offer extremely long life-200 million cycles. Most dairies use one pulsator for 2 claws to save on installation expense. Ratios are adjustable from 50:50 to 70:30; 8 total settings. Rate from 50 to 180 pulses per minute make SmartPuls the smart choice for all cow, goat and sheep dairies.

| | |
|----------|-------------------------------------|
| 38112000 | SMARTPULS I - 2-CLAW PULSATOR |
| 38112002 | SMARTPULS R - 2-CLAW PULSATOR |
| 38112004 | SMARTPULS SI - SINGLE-CLAW PULSATOR |
| 38112006 | SMARTPULS SR - SINGLE-CLAW PULSATOR |

See page 98 for parts breakdown



| | |
|----------|----------------------------|
| 37107015 | POWER SUPPLY-24V/10A-NT24 |
| 37107909 | POWER SUPPLY-24V/5A-NT24 |
| 37107921 | POWER SUPPLY-12V 22A |
| 37107016 | POWER SUPPLY - SMART - 24V |
| 37107910 | POWER SUPPLY - 12V - 10A |



| | |
|----------|--------------------------------|
| 38108007 | CONTOLLER-RIPPLE PHASE-WAIKATO |
| 37107997 | FUSE-4 AMP-WAIKATO |



| | |
|----------|-----------------------------|
| 38108100 | MULTIMOUNT-PULSATOR-WAIKATO |
|----------|-----------------------------|



| | |
|----------|----------------------------------|
| 37107001 | MOUNT-PULSATOR-THREADED 1/2" BSP |
|----------|----------------------------------|



| | |
|----------|---------------------|
| 37140510 | AIR FILTER ASSEMBLY |
| 37140509 | REPLACEMENT FILTER |



| | |
|----------|--------------------------------|
| 38108001 | PULSATOR-MOD I ELECTRIC-2+2 WA |
| 38108010 | PULSATOR-MOD R ELECTRIC-2+2-WA |
| 38108084 | PULSATOR-MOD SI-SINGLE-WAIKATO |
| 38108085 | PULSATOR-MOD SR ELECTRIC 2+2-S |

See page 96 for parts breakdown



| | |
|----------|---------------------------------|
| 37140516 | CONDUIT-25MM-FLEXIBLE BLACK-FI |
| 37140517 | GROMMET-RUBBER-18MM-FILTERED A |
| 37140518 | CONNECTOR-NIPPLE-3/4" -FILTERED |



| | |
|----------|---------------------------------------|
| 38108020 | SERVICE KIT-WAIKATO 2+2-(DIAPH |
| 38109120 | SERVICE KIT- NT24 - PULSATOR |
| 38112105 | SERVICE KIT - SMARTPULS NO C-PHASE |



| | |
|------------|-----------------------------|
| 38109051BK | PULSEGUARD |
| 38109151BK | SCREEN - PULSEGUARD |
| 38109150BK | SCREEN - PULSEGUARD - 10 PK |
| 38109510 | O RING - PULSEGUARD |



| | |
|----------|----------------------------|
| 37107919 | LOOM - MODEL I - PULSATORS |
| 38108009 | LOOM - MODEL R - PULSATORS |

*ORDER 1 PER PULSATOR

WAIKATO PULSATION ORDER GUIDE - *These items are required for warranty.

| | Pulsator | # Needed | Mount | Power Supply* | Ripple Phase Controller* | Air Filter* | Loom - 38107919 | Loom - 38108009* |
|------------------|----------|-----------|------------|-----------------------|--------------------------|-----------------|------------------------|-------------------------|
| 2 + 2 | 38108001 | 1/2 Claws | 1/Pulsator | 1 - 10A-12V / 30 PULS | No | 1 / 4 or 5 Puls | 1 / Puls | |
| | 38108084 | 1 Claw | 1/Pulsator | 1 - 10A-12V / 30 PULS | No | 1 / 4 or 5 Puls | 1 / Puls | |
| | 38108010 | 1/2 Claws | 1/Pulsator | 1 - 10A-12V / 30 PULS | 1 / Installation | 1 / 4 or 5 Puls | | 1 / Puls |
| | 38108085 | 1 Claw | 1/Pulsator | 1 - 10A-12V / 30 PULS | 1 / Installation | 1 / 4 or 5 Puls | | 1 / Puls |
| SmartPuls | 38112000 | 1/2 Claws | 1/Pulsator | 1 - 5A-24V / 30 PULS | No | 1 / 4 or 5 Puls | 1 / Puls | |
| | 38112004 | 1 Claw | 1/Pulsator | 1 - 5A-24V / 30 PULS | No | 1 / 4 or 5 Puls | 1 / Puls | |
| | 38112002 | 1/2 Claws | 1/Pulsator | 1 - 5A-24V / 30 PULS | 1 / Installation | 1 / 4 or 5 Puls | | 1 / Puls |
| | 38112006 | 1 Claw | 1/Pulsator | 1 - 5A-24V / 30 PULS | 1 / Installation | 1 / 4 or 5 Puls | | 1 / Puls |



The L02V is a vacuum operated 2 + 2 system providing reliable pulsation and efficient milking. The 2 + 2 configuration minimizes vacuum fluctuations by steadying milk flow from the claw. With no electrical components the L02V is especially suitable for dairies where a reliable power source is an issue. All of the Interpuls adapters work with these pulsators.

38111001 PULSATOR - VAC - 2+2 L02V - WAIKATO



81320000 PULSATOR-L80 INTERPULS-60:40 R
81320001 PULSATOR-L80 INTERPULS-70:30 R
81320008 REPAIR KIT - L80 - 60:40



81320002 PULSATOR-LL90 INTERPULS-60:40
81320003 PULSATOR-LL90 INTERPULS-70:30
81320069 PULSATOR-LL90 INTERPULS-65:35
81320009 REPAIR KIT - LL90 - 60:40



81320015 ADAPTER - ASSEMBLY
DL TYPE 20



81320020 ADAPTER - DELAVAL
DV300



81320024 ADAPTER - SURGE
BUCKET



81320018 ADAPTER - SURGE
SQUARE



81320022 ADAPTER - LID
DELAVAL BUCKET



81320088 ADAPTER - PARLOR
MOUNT



81320019 ADAPTER - UNIVERSAL



81320023 ADAPTER - PUSH-ON



81320090 ADAPTER - SURGE
ROUND



81320006 PULSATOR-PRTBL-ALTRNTNG-BM STY
81320007 PULSATOR-PRTBL-W/FRESH AIR-BM



81320004 PULSATOR-PERM MNT-BM STYLE
81320005 PULSATOR-PERM MNT
W/FRESH AIR



81320109 PULSATOR - BM STYLE - PORTABLE
BLACK COIL
81320108 PULSATOR - BM STYLE - BLACK COIL
W/FRESH AIR

See page 99 for parts breakdown



81320104 CONTROL - PULSATION - 12 UNIT
81320054 CONTROL - PULSATION - 12 UNIT
81320055 CONTROL-PULSATION-SURGE
32 UNIT

81320052 BOARD-PULSATION-12 UNIT-BM
81320053 BOARD-PULSATION-SURGE RPLCMNT



81170015 STALLCOCK-THREADED-BM STYLE
81170016 STALLCOCK - CLAMP ON - ELECTRIC
81320066 REPAIR KIT



81170011 STALLCOCK - 1/2" NPT - ANGLED
81170013 STALLCOCK - 3/8" NPT - ANGLED



81320110 PULSATOR - BM STYLE - BLK
PARLOR MT W/FRESH AIR
81320111 PULSATOR - BM STYLE - BLK
PARLOR MT W/O FRESH AIR




81170012 STALLCOCK-1/2" NPT-STRAIGHT
81170014 STALLCOCK-3/8" NPT-STRAIGHT



- 81320085 COIL - BLACK - BM STYLE
 81320029 COIL - RED - BM STYLE
 81320030 COIL - BLUE - BM STYLE
 81320028 COIL - GREEN - STRANGKO STYLE



- 81320040 KIT-FRESH AIR-BM STYLE PULSATOR
 81320036 ELBOW - 1/4" NPT X 3/8" BARB
 81320043 NIPPLE - FRESH AIR - BM STYLE PULS




- 81320037 FILTER-FRESH AIR ASSMB-BM STYL
 81140023 FILTER-REPLACEMENT
 81320032 COVER ONLY-REPLACEMENT



- 81320078 COVER - BM STYLE W/SS NIPPLES



- 81320087 PROTECTOR - NIPPLE - BM STYLE PULS



- 81320071 WIRE #12 STRANDED - 2 CONDUCTOR
 81320072 WIRE #14 STRANDED - 3 CONDUCTOR
 81320074 WIRE #12 STRANDED - 3 CONDUCTOR



- 81320082 GASKET - SQUARE NIPPLE - SURGE



- 81320083 GASKET - ROUND NIPPLE - SURGE

Pulsator Rebuild Kits



- 81320010 REPAIR KIT - BM PULS -5 PIECE
 81320075 REPAIR KIT - BM PULS -5 PIECE DBL CAP
 81320076 REPAIR KIT - BM PULS -17 PIECE DBL CAP



- 81320013 REPAIR KIT -SURGE ELECTRIC PULS
 81320012 REPAIR KIT - SURGE VAC PULS-NLA



- 81320014 REPAIR KIT - UNIVERSAL PULS



- 81320011 REPAIR KIT - STRANGKO PULS



- 81320080 REPAIR KIT
 OLD STYLE-DELLATRON



- 81320079 REPAIR KIT
 NEW STYLE-DELLATRON



- 81320081 REPAIR KIT - RUBBER ONLY
 NEW STYLE-DELLATRON

Towels



81690065 TOWEL-21600 HVY WT-WHITE BUNDLE



81690068 TOWEL-21900 HEAVY WEIGHT-BROWN
81690069 TOWEL-21950 STND WEIGHT-BROWN*

*NORMALLY STOCKED



81690067 TOWEL-21800 TWO PLY-BLUE-2016*

*NORMALLY STOCKED



81690066 TOWEL-21168 HVY WT-WHITE BOX



81690075 TOWEL-MICRO FIBER-12" X 12"-200/CS

Towel Dispensers



81680009 DISPENSER - BIFOLD-STAINLESS



81680023 DISPENSER - FRONTLOAD - PWDR CTD



81680025 DISPENSER - HD FRONTLOAD - SS

Laundry Dispensers



81710247 DISPENSER - ONE SHOT - KNIGHT - SINGLE



81710249 DISPENSER - LAUNDRY MASTER - DEMA

Milking Gloves



Ambi-dex gloves by Doc's products are the industry standard for milking gloves. They are made of co-polymer nitrile and are latex free. These gloves are tough and reliable with good sensitivity and an extremely low "memory", which means they conform quickly to the shape of your hand. They offer some of the best protection from spreading disease and for hand protection.


| | |
|----------|----------------------------|
| 81690040 | GLOVE-NITRILE-4 MIL-SMALL |
| 81690041 | GLOVE-NITRILE-4 MIL-MEDIUM |
| 81690042 | GLOVE-NITRILE-4 MIL-LARGE |
| 81690043 | GLOVE-NITRILE-4 MIL-XL |
| 81690044 | GLOVE-NITRILE-4MIL-XXL |



| | |
|----------|--------------------------------|
| 81710039 | DRUM PUMP - EZ - 5 GAL W/ ADPT |
| 81710040 | DRUM PUMP - EZ - 5 - 15 GAL |
| 81710041 | DRUM PUMP - EZ - 30 - 50 GAL |



| | |
|----------|--|
| 81680028 | DISPENSER BOX - MILKING GLOVE STAINLESS STEEL |
|----------|--|



| | |
|----------|--------------------------------|
| 81710060 | COLOR CODED SAFETY STRP - PRPL |
| 81710061 | COLOR CODED SAFETY STRP - RED |
| 81710062 | COLOR CODED SAFETY STRP - BLUE |
| 81710063 | COLOR CODED SAFETY STRP - YELW |



| | |
|----------|--------------------------------|
| 81710047 | PUMP-CHEM-12" W/2" ADPTR & 36" |
| 81710056 | PUMP-CHEM-12" W/2" ADPTR |
| 81710057 | PUMP-DRUM-55 GAL-2"ADPTR |



| | |
|----------|----------------|
| 81710042 | SAFETY MEASURE |
|----------|----------------|



| | |
|----------|---------------------------------|
| 81750209 | PUMP - DISPENSING - HAND - 1 OZ |
|----------|---------------------------------|




| | |
|----------|----------------------------|
| 81710048 | SPIGOT - NON-VENTED - 3/4" |
|----------|----------------------------|



| | |
|----------|-------------------------------|
| 81710070 | DISPENSER - 1 OZ - GALLON JUG |
|----------|-------------------------------|



| | |
|----------|-------------------------|
| 81710280 | WRENCH - DRUM - BECKSON |
|----------|-------------------------|



| | |
|----------|------------------------|
| 81710046 | WRENCH - CHEMICAL DRUM |
|----------|------------------------|



| | |
|----------|--------------------|
| 81710281 | WRENCH - 70MM PAIL |
|----------|--------------------|



| | |
|----------|--------------------------|
| 81710217 | KICK STOP |
| 81710218 | END CAP-KICK STOP-RUBBER |
| 81710219 | SPRING CLIP-KICK STOP |



| | |
|----------|----------------------------|
| 81710212 | STOOL - MILKING - STRAP ON |
|----------|----------------------------|



| | |
|----------|-----------------------------|
| 81710051 | LEG BAND-GREEN-NEON-10/PACK |
| 81710052 | LEG BAND - ORANGE - 10/PACK |
| 81710053 | LEG BAND - RED - 10/PACK |
| 81710054 | LEG BAND - YLW - 10/PACK |
| 81710055 | LEG BAND-YLW-NEON-10/PACK |

SprayMATE



These units offer the following improvements over other pumps:

- Special long life UL approved motor
- Viton check valves/santuprene diaphragm
- Adjustable pressure
- Fused power input
- Powered by 115V AC
- No transformer required

Waikato Milking Systems USA staff has over 40 years of combined knowledge working with and building teat spray systems. Call us today and let us help you put your best system together for a better bottom line!

81700500 TEAT SPRAYER - SPRAYMATE POWER UNIT
81700501 TEAT SPRAYER - SPRAYMATE - KIT W/3-DROPS



81700502 GUN - SPRAYMATE - 5/16" PLASTIC NOZZLE



81700503 GUN - SPRAYMATE - 5/16" STAINLESS STEEL NOZZLE



81700170 PUMP & MOTOR REPLACEMENT
81700187 CAM BEARING DIAPHRAGM KIT
81700094 PRESSURE SWITCH
81700186 CHECK VALVE - VITON

*Fits Knight, Spraymaster, RJB and similar sprayers.

See page 119 for parts breakdown



81700192 TUBE-FEED-W/CK VLV AND FILTER



81730000 PUMP-PERISTALTIC-FIXED 10GPD-110V
81730001 PUMP-PERISTALTIC-ADJ 10GPD-220V
81730002 PUMP-PERISTALTIC-ADJ 10GPD-120V



81730025 WATER METER-1 GAL/PULSE - 3/4"
81730026 WATER METER-1 GAL/PULSE - 1"
81730027 WATER METER-1 GAL/PULSE - 1.5"
81730028 WATER METER-1 GAL/PULSE - 2"
81730029 WATER METER-4 PULS/GAL - 3/4"



81730020 PUMP-CONTROL MODULE-1 - 10 SEC



81730099 PUMP TUBE - #1 SANTO-1/4" FRLS-2
81730100 PUMP TUBE - #2 SANTO-1/4" FRLS-2
81730101 PUMP TUBE - #7 SANTO-1/4" FRLS-2

Foam-It & Lafferty



81700053 FOAMER - PARLOR
PORTABLE - 10 GAL



81700055 FOAMER - ULTIMATE
POWER UNIT ONLY
81700056 FOAMER - ULTIMATE - COMPLETE
81700256 HOSE ASSY FOAMER-3/4" X 50'



81700076 FOAMER - PARLOR
STATIONARY




81700211 FOAMER - COMPLETE
TEAT DIP - LAFFERTY



81700058 FOAMER - POWER UNIT
TEAT DIP



81700212 FOAMER - POWER UNIT
TEAT DIP - LAFFERTY



81700130 GUN ONLY - FOAM-IT



81700217 FOAMER - COMPLETE
AIRLESS - TEAT DIP
81700254 HOSE/GUN ASSY - TEAT FOAMER
AIRLESS



81700129 DROP ASSEMBLY - FOAM-IT
See page 118 for parts breakdown



81700057 FOAMER - PORTABLE
1.5 GAL W/WALL GUN



81700099 PUMP-AIR DIAPHRAGM MODEL G57
81700175 KIT - CHECK VALVE
81700176 KIT - DIAPHRAGM



81710221 PROPORTIONER - MIXRITE
DEMA 570



81700257 FOAMER - TEAT - PORTABLE - 2 GAL



81700255 FOAMER - PORTABLE - 20 GAL
FREEDOM



81700037 DIP CUP-BLUE-SIDE DIPPER-RJB
81700039 DIP CUP-GREEN-SIDE DIPPER-RJB
81700041 BOTTLE - REPLACEMENT - RJB



81340026 QUARTER MILKER - RJB



81700042 DIPPER-POWR-6.5"-BTM LOAD-RJB
81700043 DIPPER-POWR-10"-BTM LOAD-RJB



81700038 DIP CUP-BLUE-TOP DIPPER-RJB
81700040 DIP CUP-GREEN-TOP DIPPER-RJB
81700041 BOTTLE - REPLACEMENT - RJB



81700044 DROP-PWR SPRAY-6.5" WAND-RJB



81700048 POWER UNIT-TEAT SPRAYER-RJB



81700047 PORTABLE POWR SPRAYER 2 - RJB



81700045 GUARD-SPLASH-CLR-POWR DIP
RJB



81700105 DIPPER-POWR-10"
TOP LOAD GUN



81700087 GUN - TEAT SPRAY
BLACK




81700088 HANDI SPRAY GUN W/O CONNECTOR
81700089 HANDI SPRAY GUN
81700101 SERVICE KIT - HANDI SPRAY

THRIFTY



81700160 THRIFTY DIPPER - VERTICAL



81700166 THRIFTY DIPPER - HORIZONTAL

81700159 THRIFTY DIPPER 150 - PRE-DIPPER
81700172 THRIFTY DIPPER 150 - POST DIPPER81700161 WIPER
81700162 SNAP RING
81700163 BOTTLE
81700164 HANDLE
81700165 CLEANING TOOL

81700167 ADAPTOR - BRUSH FOR AMBIC



81700168 PUMP REPLACEMENT - THRIFTY

81700241 FOAMER - THRIFTY 150 PRO COMPLETE*
81700223 SPRAY GUN - THRIFTY 150 PRO
81700242 HOSE KIT - THRIFTY 150 PRO
*PICTURED

81700222 VALVE - DISPENSING - THRIFTY

AMBIC




81700108 SPRAYER - TEAT - AMBIC - ELECTRIC



81700103 MASTITIS DETECTOR

81700008 TEAT SPRAYER - JET STREAM
81700027 POWER UNIT - JET STREAM

81700018 GUN - TEAT SPRAY - CLASSIC

81700009 TEAT SPRAYER - VAC OPERATED
81700028 POWER UNIT - VAC OPERATED

81700019 GUN TEAT SPRAY - JET STREAM



81700016 EXTENSION KIT - AMBIC



81700036 COIL - RETRACTABLE - AMBIC



81700107 TEAT DIPPER - MULTIFOAMER - BLUE



81700001 TEAT DIPPER - NON-RETURN - BLUE
 81700002 TEAT DIPPER - NON-RETURN - GREEN
 81700003 TEAT DIPPER - NON-RETURN - ORANGE
 81700004 TEAT DIPPER - NON-RETURN - YELLOW



81700106 DIP CUP - UNIDIPPER - BLUE
 81700268 DIP CUP - UNIDIPPER - GREEN
 81700269 DIP CUP - UNIDIPPER - ORANGE
 81700270 DIP CUP - UNIDIPPER - YELLOW



81700118 DIPMIZER - BLUE
 81700120 DIPMIZER - GREEN
 81700122 DIPMIZER - ORANGE
 81700124 DIPMIZER - YELLOW



81700110 FILL "N" DIP SYSTEM - 1 DISP
 81700111 FILL "N" DIP SYSTEM - 2 DISP



81700115 TEAT DIPPER - TWIN TUBE - BLUE



81700112 FILL "N" DIP DISPENSER W/50' TUBING
 81700113 FILL "N" DIP DISPENSER ONLY



81700119 DIPMIZER - BLUE - 3-PACK
 81700121 DIPMIZER - GREEN - 3-PACK
 81700123 DIPMIZER - ORANGE - 3-PACK
 81700125 DIPMIZER - YELLOW - 3-PACK



81700216 EXTENSION KIT CLUSTER SPRAYER



81700126 BRUSH - DIPMIZER - 5-PACK



81710216 STRIP CUP - W/SIEVE



81700005 TEAT DIPPER - SIDE



81710243 STRIP CUP - W/BLACK INSERT



81700012 CONNECTOR - STRAIGHT
 2-PACK
 81700013 CONNECTOR - TEE
 81700032 TUBING - FLEXIBLE - AMBIC

VANBERG SPECIALIZED COATINGS

Con-Korite X'Tra



Sets in 30 minutes - zero downtime! Dense and abrasion resistant, stands up to heavy livestock and vehicle traffic. Non-shrink, forms a tenacious bond. Moisture tolerant and excellent for wet environments. Resists freeze and thaw damage. Easy to use, just mix with water or KB25 and apply. One (1) 55 lb. unit of CON-KORITE X-TRA covers 25 sq ft at 1/4 inch nominal thickness. Apply from 1/4 inch and up to any thickness. Patch and level or apply complete overlays.

| | | | |
|----------|----------------------------|----------|---|
| 81760000 | CON-KORITE PLUS 60 LB KIT | 81760052 | EPO-POXY-CLEAR - 1.5 GAL KIT (WATERBASED EPOXY) |
| 81760001 | CON-KORITE XTRA 55 LB PAIL | 81760055 | AGREGATE BLEND - 35 LBS |
| 81760002 | CON-KORITE XTRA 55 LB BAG | 81760063 | THIXO - 50 LB BAG |



| | |
|----------|--------------|
| 81760003 | KB25 - 1 GAL |
| 81760004 | KB25 - 5 GAL |

Use 1 gallon per (3)-55 lb. bags for enhanced bending and corrosive resistance.



| | |
|----------|-------------------|
| 81760005 | SET CONTROL-POUCH |
|----------|-------------------|

Use 1 pouch per 55 lb. bag to extend working time.

Armor & V-Thane



100% solids epoxy wall coat designed to withstand corrosive wet conditions. Stands up to pressure washing. Excellent stain resistance. Superior color stability with long term gloss retention. Covers 50-60 sq ft/gal as base coat. 120-150 sq ft/gal as topcoat.

| | |
|----------|-----------------------|
| 81760025 | ARMOR-GLAZE - 1.5 GAL |
|----------|-----------------------|



High strength urethane wall coat provides the ultimate in color retention, stain and scratch resistance. Apply as a final topcoat over Armor-Glaze or use as a stand alone wall coating in parlors, chemical rooms, milk rooms or pits. Covers 300 sq ft/gal typical.

| | |
|----------|---------------------------|
| 81760027 | V-THANE - WHITE - 1.5 GAL |
| 81760028 | V-THANE - WHITE - 3 GAL |
| 81760029 | V-THANE - GRAY - 1.5 GAL |
| 81760030 | V-THANE - GRAY - 3 GAL |



| | |
|----------|----------------------------|
| 81760009 | ARMOR-GROUT FAST - NATURAL |
| 81760010 | ARMOR-GROUT FAST - GRAY |
| 81760011 | ARMOR-GROUT FAST - RED |

Coverage: 18 sq ft per kit @ 1/4"
Best selling epoxy mortar kit. Sets in 4-5 hours.



| | |
|----------|------------------------------|
| 81760015 | ARMOR-GROUT X-FAST - NATURAL |
|----------|------------------------------|

Coverage: 12-13 sq ft per kit @ 1/4"
Minimum downtime formula sets in 1 hour.

Armorcoat Fast



Resurface and enhance any worn concrete surface. High performance coating system. High chemical resistance, stands up to many chemicals. Minimized downtime. Fast set formula cures in 4-5 hours. Excellent top coat for Armor-Grout and Armor-Rock systems. Just mix and roll coat to apply. Covers 150 sq ft per 1.5 gallon kit.

| | |
|----------|------------------------|
| 81760018 | ARMORCOAT FAST - CLEAR |
| 81760019 | ARMORCOAT FAST - GRAY |
| 81760020 | ARMORCOAT FAST - RED |

Armor-Rock



Tough wearing, uniform non-slip overlay. Fast and easy to apply. Wear and chemical resistant. Easy to keep clean with a uniform non-slip finish. Just mix, spread and broadcast aggregate. Covers 45 sq ft per kit - Rooms. 30 sq ft per kit - Parlors.

| | |
|----------|----------------------|
| 81760021 | ARMOR-ROCK - NATURAL |
| 81760022 | ARMOR-ROCK - GRAY |
| 81760023 | ARMOR-ROCK - RED |



| | |
|----------|-----------------------------|
| 81760047 | COLOR PACK - MED GRAY - 802 |
| 81760049 | COLOR PACK - MED BLUE - 802 |
| 81760050 | COLOR PACK - WHITE - 802 |

Parlor Floor Mats




Parlor floor mats reduce operator fatigue and make a more comfortable work environment. They add brightness and color to any workplace.

Comfort Plus mats are made of 100% virgin PVC. The 20" X 20" mats interlock to form a floor that can be rolled up and put back again without coming apart. Their 1" openings and stand-off design make them easy to clean under without removing.

Our EVA mats are light weight and are easy to install. These 1m X 1m (39.37" X 39.37") mats are 7/8" thick. They are reversible and come in dual-color combinations to help reduce inventory needs. They come with 3-removable straight sides.

Comfort Plus Mats are 20" x 20"

- | | |
|----------|-------------------------|
| 81710109 | MAT-COMFORT PLUS-BLACK |
| 81710110 | MAT-COMFORT PLUS-BLUE |
| 81710111 | MAT-COMFORT PLUS-GREEN |
| 81710112 | MAT-COMFORT PLUS-GRAY |
| 81710113 | MAT-COMFORT PLUS-ORANGE |
| 81710114 | MAT-COMFORT PLUS-RED |
| 81710115 | MAT-COMFORT PLUS-WHITE |



EVA Mats are 1m x 1m

- | | |
|----------|------------------------|
| 81710257 | MAT - EVA - BLUE/RED |
| 81710258 | MAT - EVA - BLACK/GRAY |
| 81710259 | MAT - EVA - GREEN/LIME |
| 81710260 | MAT - EVA - BROWN/TAN |

Supplies and Tools



- | | |
|----------|-------------------------------|
| 81760031 | CONCRETE CLEAN & ETCH - 1 GAL |
| 81760032 | CONCRETE CLEAN & ETCH - 3 GAL |



- | | |
|----------|-----------------|
| 81760039 | PAIL MIXER |
| 81760040 | CON-KORITE PROP |



- | | |
|----------|-------------|
| 81760042 | SOLVENT 101 |
|----------|-------------|



- | | |
|----------|---------------|
| 81760041 | 4" PROP MIXER |
|----------|---------------|



- | | |
|----------|----------------------|
| 81760033 | EPOXY ROLLER |
| 81760034 | LOOPED ROLLER |
| 81760035 | ROLLER FRAME |
| 81760048 | 3 PC. EXTENSION POLE |



- | | |
|----------|---------------------------|
| 81760036 | ARMOR-ROCK NOTCHED TROWEL |
| 81760037 | 14"X 3" TROWEL |
| 81760038 | 8" X 3" TROWEL |

APPROVED BY DEALER REPRESENTATIVE:

PLEASE SIGN

DATE:

SALESPERSON:

CUSTOMER:

☐ SAME

SHIP TO:

STREET:

STREET:

CITY:

CITY:

STATE:

ZIP:

STATE:

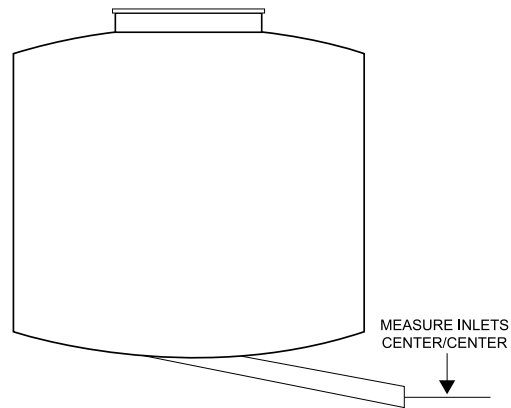
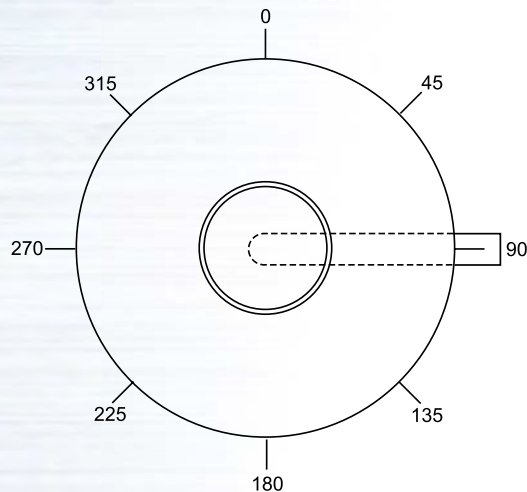
ZIP:

CUSTOMER NUMBER:

PURCHASE ORDER #:

SALES ORDER #:

SHIP VIA:



JAR SIZE _____ PART # _____

OUTLET SIZE _____ INLET HEIGHT _____ FERRULE ON OUTLET: YES NO

INLET LOCATION, SIZE AND TYPE:

| | SIDE/TOP | LOCATION | SIZE | BUTT/45 | FERRULE/WELD | PART # |
|---|----------|----------|------|---------|--------------|--------|
| A | | | | | | |
| B | | | | | | |
| C | | | | | | |
| D | | | | | | |
| E | | | | | | |

NOTE:

Discharge is always at 90 degrees. All other measurements should be made from this point.
 All inlets must be placed below the upper weld line located 4" under the receiver lid and above lower weld line located 5" above outlet center.

PARALLEL DAIRY STALLS

Heavy Duty 90° Stall
Medium Duty 90° Stall


Heavy Duty Construction



Core Benefits



- Improve Operator Comfort.
- Optimum Cow Positioning.
- Save Space & Building Costs.
- No Floor Mounted Sequence Gates.
- Exit "V" Design for Gentle & Easy Cow Exit.
- Unobstructed Milking Area.
- Designed for 24 Hour Operations
- Improved Cow Comfort.
- Heavy Duty Stainless Steel Manure Pan.
- Wide Entry Lane.
- Group Indexing & Simultaneous Release.
- Modular Design With Easy Installation.
- Optional Integrated Cabinets, Reduce Noise and Protect Components. Cabinets Can Fit Most Automation & Milking Equipment.
- Optional Individual Release.
- Optional Automatic Cow Platform Flush System



*Optional

Easy Exit V Design

Upgraded Supports & Rollers

Integrated Rear Cabinets

Entry Gates



- Guillotine Gate
- Clam / Texas Gate

■ Air Operated

Rapid Exit



- Lift Gate
- Tilt Gate

■ Air Operated

Automation Cabinets




- Integrated Rear
- Classic Rear (None)

Indexing



- Standard

Curbing



- Galvanized
- Stainless Steel
- No curbing

- Straight Up
- 45° Bend Back



SLANTED DAIRY STALLS

70° Parrabone Stalls
40° Herringbone Stalls

Heavy Duty Construction



Core Benefits



- Improved Throughput.
- Modular Design
- Easy Installation
- Innovative Gates
- Cow Comfort Design
- Greater Durability
- 2" Rump Rail & Structure
- Heavy Suspended Beam Structure
- Splash Guards Standard on Double Sine
- High Quality Galvanize (Stainless Optional)
- Available in Rapid Exit Lift & Tilt (15% Faster)
- Excellent Operator Vision and Access
- No pipes to trap operator hands
- Better Space Usage
- Customized Cow Spacing Available
- 70 Deg= 30" Stall Center On Linear Curbing
- 40 Deg = 44" Stall Center On Linear Curbing



*Comes Standard with Manure Splash Panels



Double Sine Stall

Single Sine Stall

Straight Bar Stall

Entry Gates



- Swing Gate
- Guillotine Gate
- Clam / Texas Gate

- Manual Operated
- Air Operated

Exit Gates



- Swing Gate
- Guillotine Gate
- Clam / Texas Gate

- Manual Operated
- Air Operated

Rapid Exit



- Drop Down Bar
- Lift Gate
- Tilt Gate


- Air Operated

Indexing



- Indexing Rail
- Stationary Rail

Curbing



- Galvanized
- Stainless Steel
- No curbing

- Straight Up
- 45° Bend Back

GT1 CROWD GATE



GT1 Crowd Gates automates the whole cow management and loading operation into the shed (Herringbone and Rotary)

- Cows are encouraged to move easily from yard to shed, resulting in minimal operator involvement and consequently less stress on animals and operators.
- Minimizes labor requirements
- Designed for large herd management when milking more than one herd during one milking session.
- Time saving after milking with the additional yard washing system—no more hosing down the yard after milking has finished.

| | |
|-------------------------------|---|
| Pulse Forward Auto Stop | Crowd Gate travels forward a predetermined distance (3' to 30' - adjustable) then stops until commanded again. |
| Two Speed Forward and Reverse | Crowd Gate travels at fast and slow speeds in both forward and reverse directions. |
| Contact Sensing | If Crowd Gate contacts cows while pushing forward (level of pressure adjustable) gate will stop, back off approx. 36" and wait until another command is made. |
| Gate Lowering | As Crowd Gate is lowered it pauses at approx. cow back height to allow cows time to move away before lowering fully to the ground. |
| Audible Alarm | An electronic alarm is located in the control box to sound when the gate is moving. Provides audible prompt for cows & advises operators. |
| Adjustable Drive Tension | Adjustable spring tension on drive to prevent slippage. |

- Heavy Duty
- Economical
- Accelerate Non-Milking Time
- Variable Speed
- Indestructible
- Easy Operation
- Simple Design
- Tension Adjustable

GATES

Ezi-flo Pitgates utilize an innovative design that guarantees improved efficiency in the movement of animals in your dairy parlor.

Innovative Design

Ezi-flo Pitgates were designed by Waikato Dairy Builders and are a patented design that is being used worldwide:

- They provide a more effective way for cows to leave the parlor
- They completely clear exit ways and cannot be touched by cows as they leave the milking area, this means less damage to both herd and gate
- As there are two gates, the exit is cut off quickly providing efficient drafting.

39860040 GATE-EZI FLO-GUILLOTINE (SET OF 2)

Currently in stock in Janesville.



Teat Cup Remover

Teat Cup Remover (TCR) reduced the possibility of over milking. It is a one-man operation that is easy, safe and cost effective. It is a manually activated device that automatically removes cups from the cow at a specified end point.

Features:

- One touch operation
- Vacuum Operated
- 80mm PVC ram with a 900mm stroke
- Suitable for both herringbone and rotary installations
- In line milk filter
- Semi or fully automatic with the addition of TCR automator
- Spare cord and clip with each ram

Benefits:

- Reduces chance of over milking
- Minimal milk flow resistance
- Safe, simple and reliable
- Low maintenance
- Easy to service
- Retrofittable onto any milking machine
- No electronics involved
- Low cost solution



TCR Automator

See page 83 for order guide

See page 95 for parts breakdown

XTRA / XTRA Delay

XTRA is an economical electronic cup remover system. The system is controlled by Master Controller; the same robust, operator-focused interface used to control more highly-specified cup removers such as Ultimate and Retract. From the controller the operator can set the let down delay and flow rate.

XTRA Delay is a more highly specified model of XTRA with the added option of a secondary control valve that allows the vacuum to be cut from the cluster before the ram is operated. This feature makes cup removal more comfortable for the animal and gives you control of the timing at cups off.

Features:

- 80mm PVC rams
- AutoStart feature available
- Robust surface mount electronics
- Built in mounting system
- Delay mode lowers cluster vacuum before take off (XTRA delay model only)
- Stainless steel bail switches
- Global command from Master Controller
- Stainless steel rope guides
- Nylon cords
- Bayonet style quick release end cups



Benefits:

- Low maintenance
- Designed to operate in any environment
- Offers greater flexibility
- Easy installation
- One point programming
- Selectable pre and post milk functions
- Affordable solution
- Flexible control

See page 83 for order guide

See page 93 for parts breakdown

Ultimate electronic cup remover

The Ultimate electronic cup remover is made from high-grade stainless steel and its durability is guaranteed. It is a high performance, reliable system designed to reduce labour costs in a wide range of milking routines. The versatile system is operated from a central Master Controller where settings can be adjusted to suit. The Ezy Pull-down feature reduces operator fatigue and works in tandem with the exhaust valve, allowing the cords to be released with ease. For farmers managing large herds the system it is a wise investment where "Smart" products are not employed.

Features:

- AutoStart feature available
- Snap-on end caps
- Adjustable Pre and post milking delay
- Adjustable milk flow sensitivity
- Soft Retract - adjustable ram retraction speed
- Pre and post milking time delay setup
- Stainless steel rope guides
- Nylon cords

Benefits:

- Fast, efficient milking
- One touch operation and push button waterproof adjustment
- Global communications
- Accurate end of milking identification
- Improved cow comfort at cluster removal
- Stable operating voltage
- Reduced current draw



See page 83 for order guide

See page 94 for parts breakdown

SWING ARM

Multi Purpose Swing Arm

An extremely efficient swing over device for your herringbone dairy, the Waikato Milking System Swing Arm promotes excellent cluster alignment and good udder health. In addition, it creates clear pit space and an improved work area for your operator. Quick installation and easy maintenance makes it a must have for all new swing over dairies.

A standard model simply lets you move the cups from side to side and has no cup remover facility. A second more sophisticated model allows you to use either new or existing cup removers in conjunction with the arm and a third, more highly specified model, is supplied with the cup remover ram built into the arm itself.

Three model variants provide purchasing flexibility and are priced to suit most budget levels. Each model is upgradeable to a fully featured version including a modification that allows SmartID-TECT to be employed.

A 60-degree angle from the center of the pit to the milking position ensures correct cluster alignment and a center stop locates the arm in a position ready for washing. Align your cups properly, milk more efficiently and get rid of excessive pit clutter.

Features:

- 60-degree swing from center to milking position
- Three stop positions – left, right and center
- Mode light
- EZI pulldown
- Stainless steel waterproof dropper switch
- Vacuum operated shutoff valve

Benefits:

- AutoStart option available
- Promotes good udder health
- Mastitis prevention
- Global programming
- Programmable pre and post milking parameters
- Delayed take off



37376003 SWING ARM 2+2+RAM+AUTO START - SQUARE MOUNT
 37376005 SWING ARM 2+2+RAM - SQUARE MOUNT - ONLY
 37376014 TRANSFER VALVE KIT

37274025 FLOW SENSOR / SHUT-OFF
 81380033 FLOW SENSOR MOUNT
 37174118 PADDLE SWITCH
 37174732 BRACKET - DROPPER TUBE MOUNT
 37374001 MASTER CONTROL
 37107015 POWER SUPPLY - 24V 10A

Detacher Order Guide

| DESCRIPTION | PART # | QUANTITY NEEDED | TYPE OF SYSTEM |
|-------------------------------|--------------|----------------------------|-------------------------------------|
| Power supply, 5 amp | 37107909 | 1 per 30 detachers | Xtra |
| Power supply, 10 amp | 37107015 | 1 per 40 detachers | All |
| Power supply, Smart | 37107016 | 1 per 40 detachers | All |
| Master Control | 37374001 | 1 per installation | Ultimate, Xtra |
| Master Control, Smart ECR | 37375010 | 1 per installation | Smart ECR |
| Controller, Smart Control | 37375011 | Optional to Master Control | Smart ECR |
| Flow Sensor/Shut off | 37274025 | 1 per detacher | All |
| Flow Sensor mount, 3" | 37274720 | 1 per detacher | All 3" installations |
| Flow Sensor mount, 4" | 37274721 | 1 per detacher | All 4" installations |
| Flow Sensor mount | 81380033 | 1 per detacher | All |
| Flow Sensor mount | 37274715 | 1 per detacher | All |
| Paddle Switch | 37174118 | 1 per detacher | All |
| Communication Cable | 37274824 | As needed | All |
| ECR mounting bracket | 37174105 | 1 per detacher | Swingover systems without SwingArms |
| Paddle Switch bracket | 37174732 | 1 per detacher | Swingover systems |
| Power cable | Dlr supplied | As needed (looped) | All |
| 5/32" Flow Sensor tubing | 81330037 | As needed | All |
| 3/8" tubing (vacuum supply) | 81640080 | As needed | All |
| Ultimate ECR | | | |
| Ultimate Ram, 76mm | 37374000 | 1 per detacher | All |
| Ultimate Ram, 76mm, AutoStart | 37374006 | 1 per detacher | All |
| Ultimate Ram, 50mm, chain | 37374010 | 1 per detacher | All |
| Ultimate Ram, 50mm, cord | 37374014 | 1 per detacher | All |
| Ram Bracket, 76mm | 37374723 | 1 per detacher | All 76mm SS Rams |
| Xtra ECR | | | |
| Xtra Ram | 37274000 | 1 per detacher | All |
| Ram bracket | 3M710000 | 1 per detacher | Swingover systems |
| TCR | | | |
| TCR Ram | 37074053 | 1 per detacher | All |
| TCR initiator | 37074000 | 1 per detacher | All |
| Automator | 37113001 | 1 per detacher | Optional |



37374001 CONTROLLER-MASTER-XTRA ECR
37375010 CONTROLLER-MASTER-SMART ECR



37107909 POWER SUPPLY-24V-5A
37107015 POWER SUPPLY-24V-10A
37107016 SMART POWER-24V-10A



37274025 FLOW SENSOR W/5/32" SWIVEL ELBOW
37274010 FLOW SENSOR W/STRAIGHT NIPPLE
37274110 REPLACEMENT DIAPHRAGM



37174118 PADDLE SWITCH
37174732 BRACKET-DROPPER TUBE MOUNT
37174705 BRACKET-CURB MOUNT



81380033 FLOW SENSOR MOUNT



37274715 BRACKET - FLOW SENSOR MOUNT



37374109 VALVE HEAD - 50MM RAM -2
SOLENOID



37374030 AUTO START - RETROFIT - 76MM - SS
37374050 AUTO START - UPGRADE KIT - 76MM - SS



37174010 VALVE HEAD - NO ELECTRONICS



37376014 KIT TRANSFER VALVE - ASSEMBLY



39650102 BRACKET-NYLON-1.5"(38MM) SS TUBING
39650103 BRACKET-NYLON-1.625"(40MM)
SS TUBING
39650104 BRACKET-NYLON-2"(51MM) SS TUBING
39650105 BRACKET-NYLON-2.5"(63MM) SS TUBING
39650106 BRACKET-NYLON-3"(76MM) SS TUBING



39800419 BRACKET - RAM MOUNT - SS



37274825 FERRULE-BOOT LACE- .5MM-(500/P



37274101 TOOL KIT - XTRA INSTALLATION



3M710000 BRACKET - RAM MOUNTING - (STD) XTR
81380023 RAM MOUNT - TCR - STAINLESS STEEL
81350015 HANGER PORTABLE - TCR DETACHER




37113001 TIMER-RESET-TCR



35190001 FILTER - MILKLINE
35190223 SCREEN - REPLACEMENT



39800882 RUBBER ELBOW - LONG
39800883 RUBBER ELBOW - SHORT



37374117 BREAKAWAY CLIP - EACH
37374116 BREAKAWAY CLIP - 10 PK



37074226 CLIP - PLASTIC



81380014 DIAPHRAGM - FLOW SENSOR
Fits older Waikato, Schlueter and similar detachers.



37174121 SPRING CLIP - SMALL - SS
81380030 SNAP-SS-STANDARD-DETACHER
81380034 SNAP - SS - HD



81380015 DIAPHRAGM-FLOW SENSOR-DETACHER
Fits WS, BM, Beco and similar detachers.



37174122 BREAKAWAY CLIP - SS - HAIRPIN
81380035 BREAKAWAY CLIP - HD - SS



81380037 PLUNGER ASSEMBLY - WS VISIFLOW
SENSOR
81380038 PLUNGER ASSEMBLY - BM STYLE
SENSOR



37374705 CHAIN - TWIST LINK - 3mm PER METER
81380039 CONNECTOR LINK



81380041 PLUNGER ASSEMBLY VALVE
TIMIN



81380040 VALVE-AIR SHUTOFF-3/4"-DV STYLE
TIMIN



81380031 VALVE - MILKLINE SHUT-OFF
VAC - 5/8"



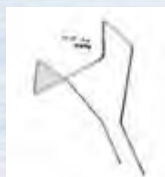
81750213 HOSE SUPPORT - CURB MOUNT
3/4" OD
81750124 HOSE SUPPORT - CURM MOUNT
7/8" OD



81380029 BRACKET-SS-WEDGE MOUNT



38050141 MOUNTING SET-WEDGE-MILK METER



38050106 BRACKET-HANGER-MILK METER



38050733 ADAPTER-VANDENBERG/V BLOCK



81380021 TEST WAND W/SHUTOFF
81380032 TEST WAND

Milk Meters



The ICAR approved Waikato MKV Milk Meter range is designed for the accurate measurement of individual cow yield during milking. Simple operation to draw off a composite sub-sample for milk component analysis.

- Measuring flask options - 92#, 42kg, 30kg/65#, 4.5 litre goat and sheep flask
- Mounting options - wide range of options for installations in all parlours and dairies
- Constructed of approved high grade durable hygienic engineering plastics
- Low maintenance
- Simple cleaning procedure
- Low resistance to milk flow

| | | |
|----------|------------------------------|---------------------------------------|
| 38050054 | MILK METER-WAIKATO MKV-65 LB | 38050096 MILK METER-WAIKATO MKV-92 LB |
| 38050056 | MILK METER-WAIKATO MKV-42KG | 38050175 KIT-SERVICE-NO.1-MILKMETER |



| | |
|----------|------------------------------|
| 37119003 | MILK METER-4.5L GOAT-WAIKATO |
| 81380001 | DECAL - POUNDS - GOAT FLASK |



Three steps is all it takes to operate a Waikato SpeedSampler

- 1 Replace the vial - simply slip another vial onto the sampler head
- 2 Push the button - to agitate the contents of the flask depress the button on the sampler head
- 3 Cover the hole - to take a sample momentarily cover the hole at the side of the sampler head with your finger

*Available in 42kg and 92#

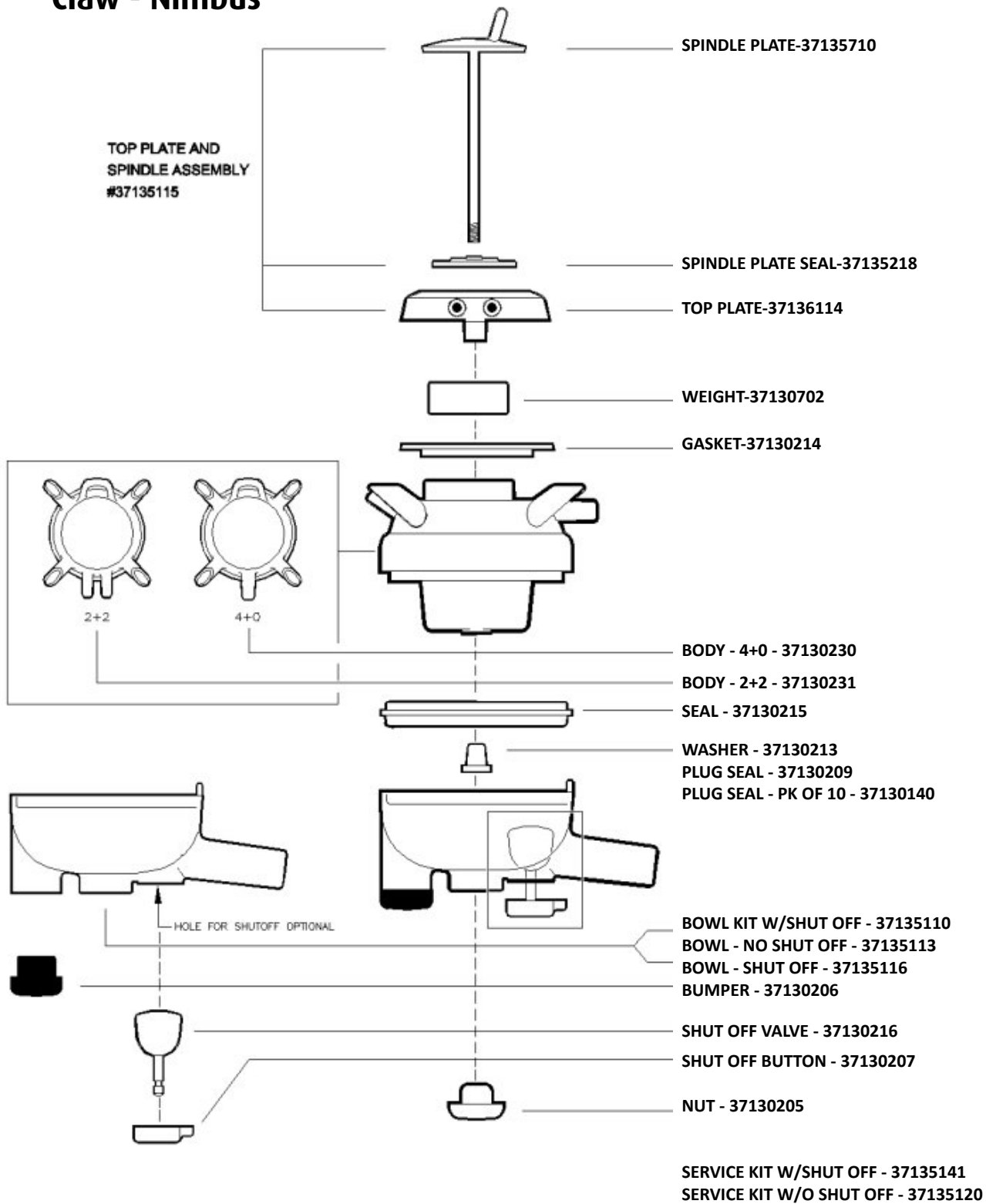
That's it...the Waikato SpeedSampler will automatically re-set itself ready for the next cow. You will benefit every time you use a Waikato SpeedSampler, saving valuable time in the process.

- | | |
|----------|------------------------------------|
| 38050085 | SPEEDSAMPLER-92LB LESS WEDGE MOUNT |
| 38050086 | SPEEDSAMPLER-42KG LESS WEDGE MOUNT |
| 38050178 | SERVICE KIT-SPEEDSAMPLER M.M |

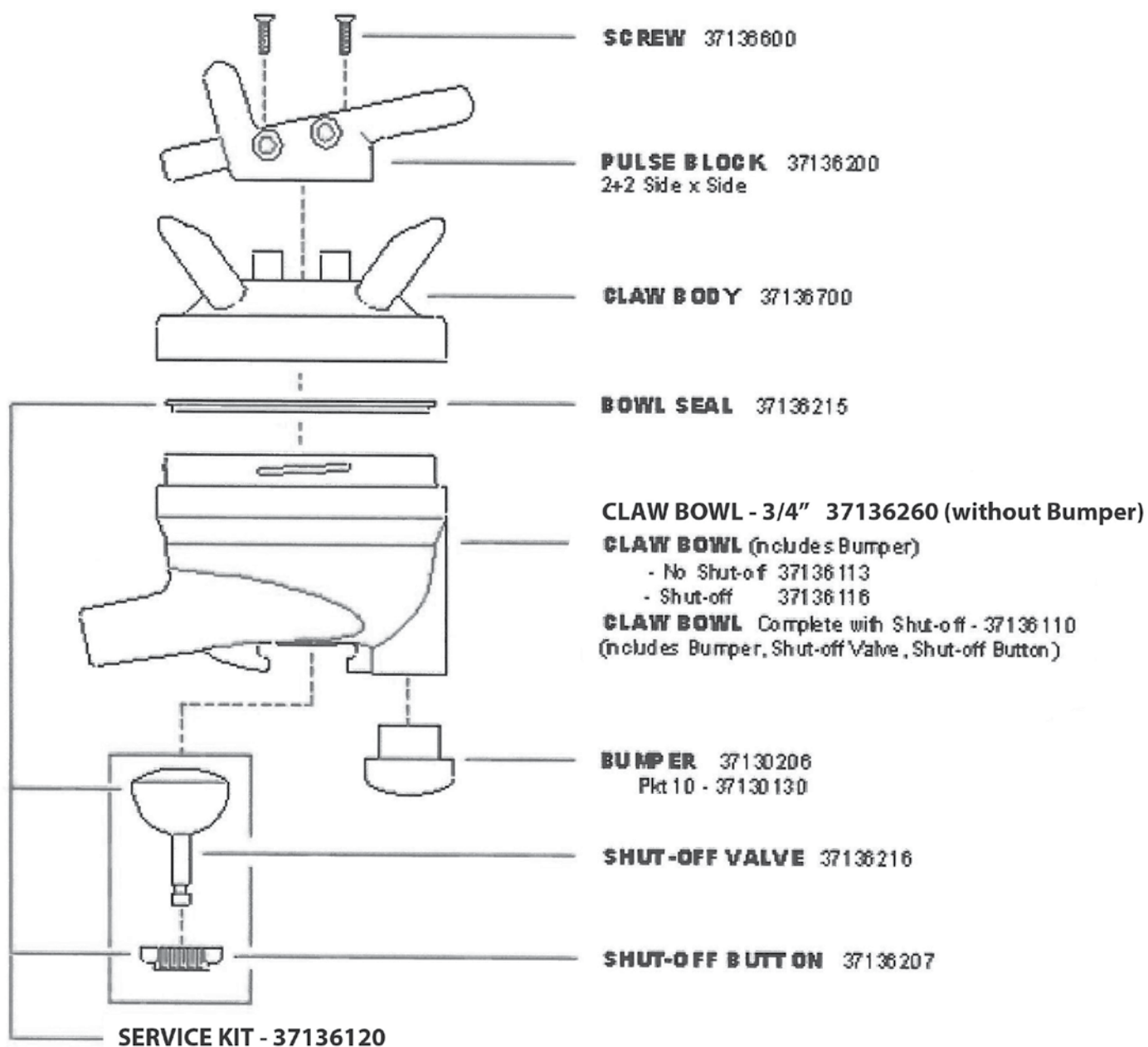


- | | |
|----------|--------------------------------|
| 38050083 | SPEEDSAMPLER-CONVERSION KIT LB |
| 38050084 | SPEEDSAMPLER CONVERSION KIT KG |

Claw - Nimbus



Claw - 320










| ITEM | PART NUMBER | DESCRIPTION |
|------|----------------|----------------------------------|
| 2 | 81300116 | Top (non-vented) standard (tall) |
| | 81300117 | Top (non-vented) classic (short) |
| | 81300104 | Top (vented) classic (short) |
| | 81300105 | Top (vented) standard (tall) |
| 4 | 81300103 | Gasket |
| 5 | 81300102 | Seal |
| 12 | 81300106 | Shut off clip |
| 13 | 81300112 | Sleeve |
| 14 | 81300100 | Shut off |
| 15 | 81300101 | |
| 18 | 81300101 | Spring |
| | 81300107 | Claw kit (6 piece) w/o shutoff |
| | 81300108 | Claw kit (9 piece) w/ shutoff |



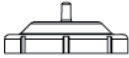

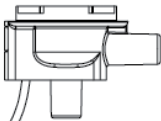
| ITEM | PART NUMBER | DESCRIPTION |
|------|----------------|---|
| | 81300110 | 300 Claw w/StS plastic air fork & shutoff |
| | 81300121 | 300 Claw w/FtR SS air fork & shutoff |
| | 81300128 | 300E Claw w/ SS StS air fork w/o shutoff |
| 2 | 81300118 | Plastic StS air fork |
| | 81300131 | SS FtR air fork |
| 4 | 81300129 | 300E top-non vented |
| 5 | 81300127 | Gray center seal |
| 6 | 81300120 | Bowl gasket |
| 7 | 81300113 | Shut off |
| 8 | 81300114 | Bowl kit w/o shutoff |
| | 81300115 | Bowl kit w/ shutoff |
| 9 | | Bumper |
| 10 | | Shut off clip |
| | 81300122 | Rubber parts kit w/o shut off |
| | 81300123 | Rubber parts kit w/ shut off |

Detacher - Components






Switch

| Description | Part no. |
|--|------------------|
|  | Housing 37174704 |
|  | Circlip 37112504 |
|  | Washer 38108243 |
|  | Slide 37174230 |
|  | Probe 37174133 |


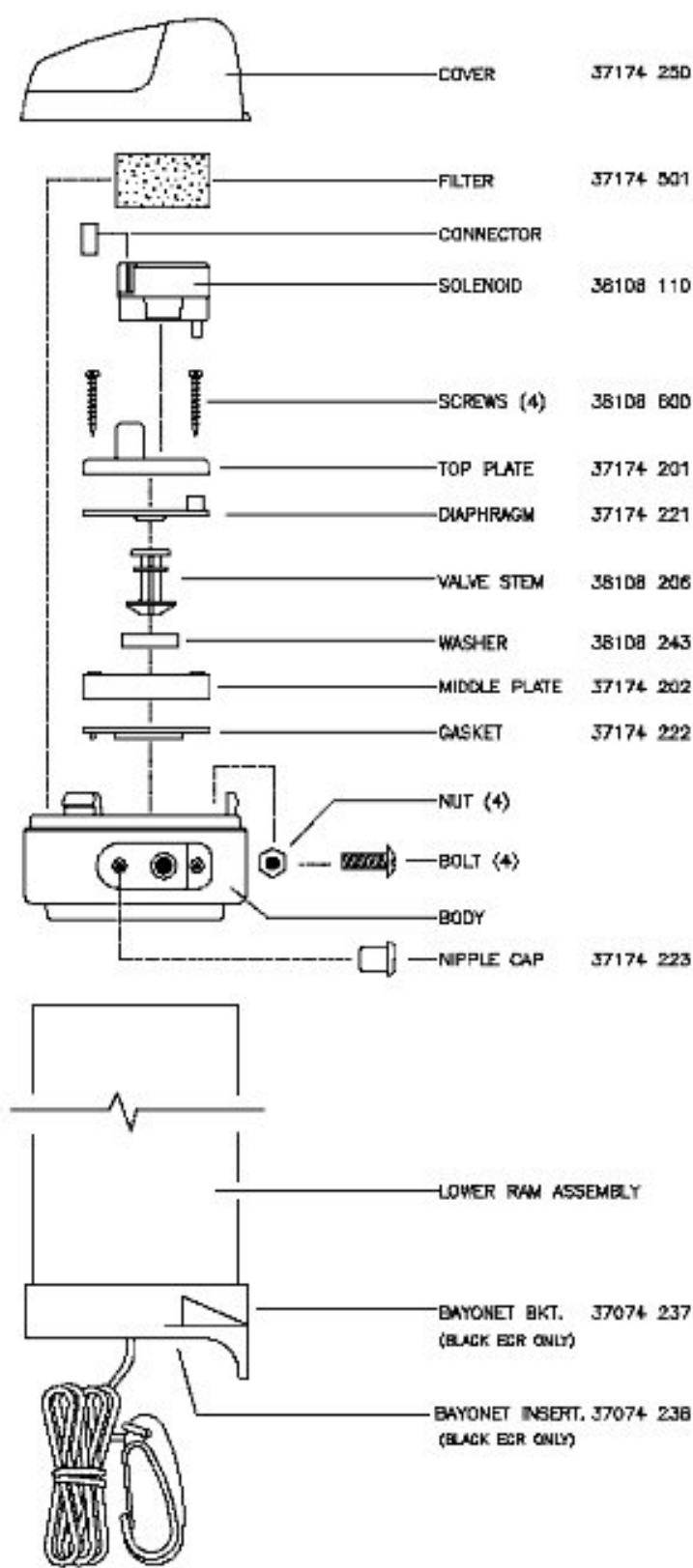
Flow Sensor / Shut Off Valve

| Description | Part no. |
|--|--------------------|
|  | Lid 37274200 |
|  | Diaphragm 37274230 |
|  | Body 37274012 |

Detacher - AutoStart

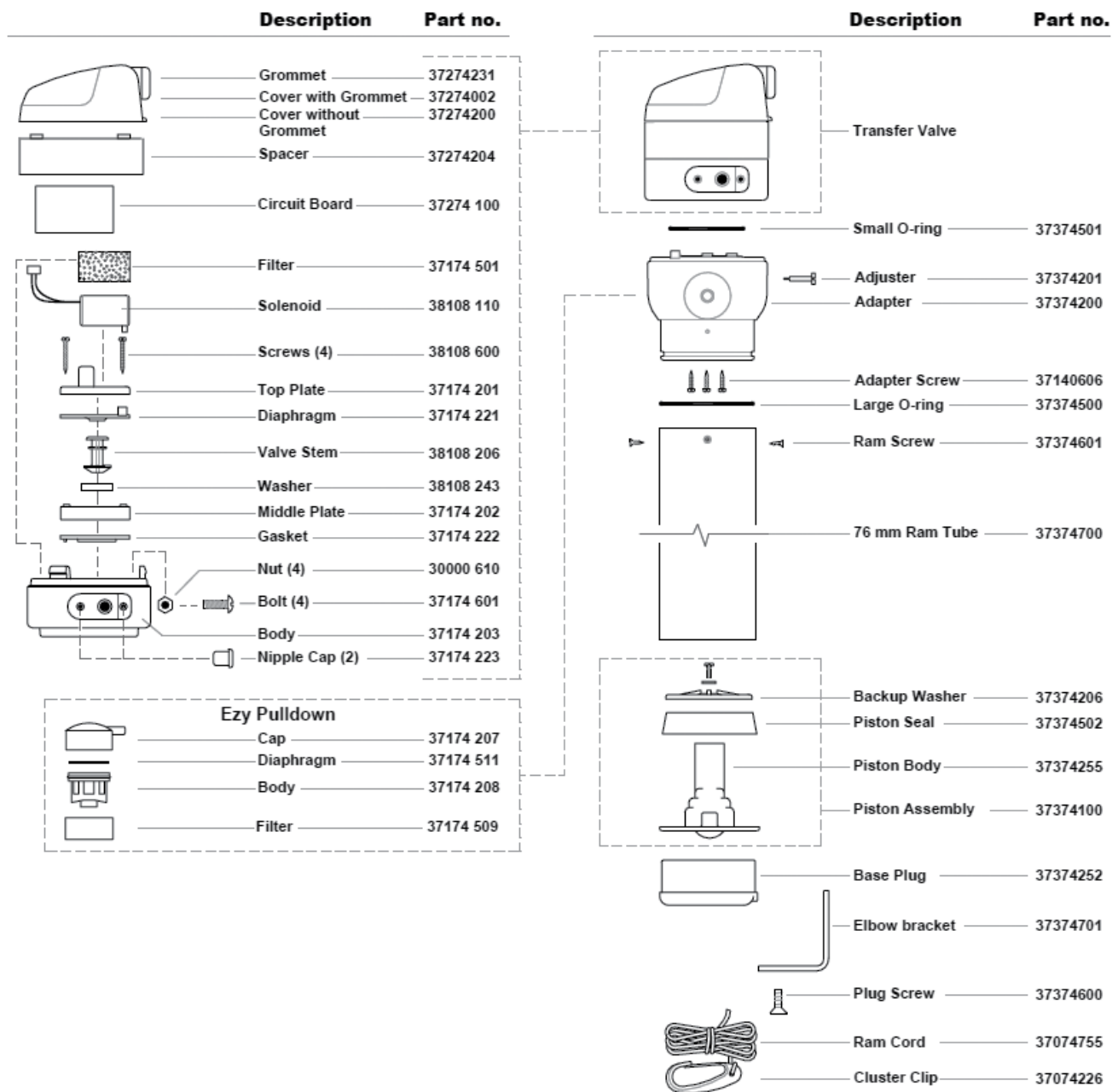
| Part | Part. No. |
|---|----------------------------|
|  | Cup & Magnet Assy 37374130 |
|  | Shaft 37374730 |
|  | Spring 37374731 |
|  | Body 37374221 |
|  | Switch 37374181 |

Detacher - Xtra Ram



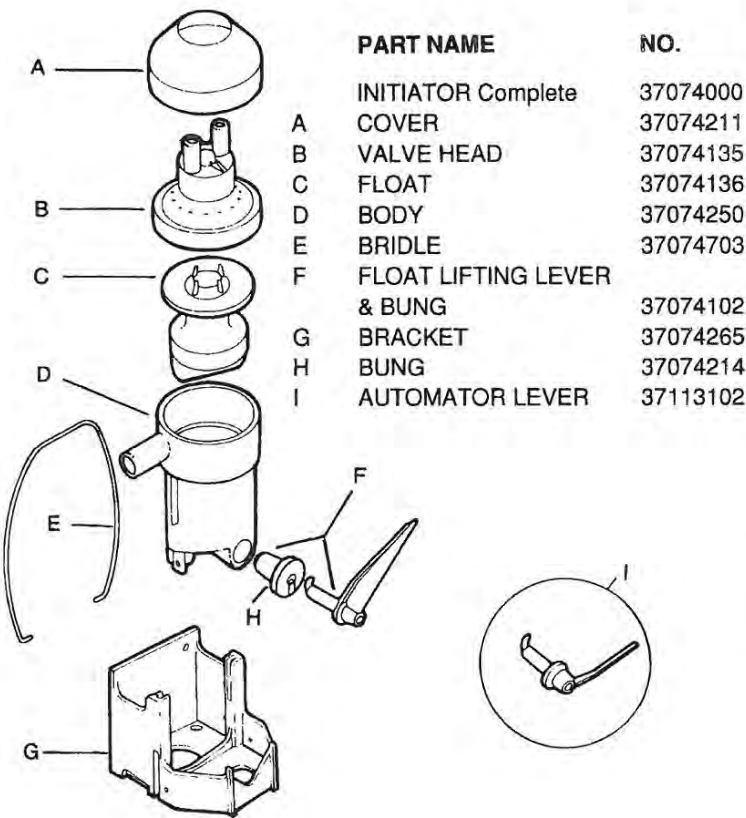
Detacher - Ultimate

Ram - Complete



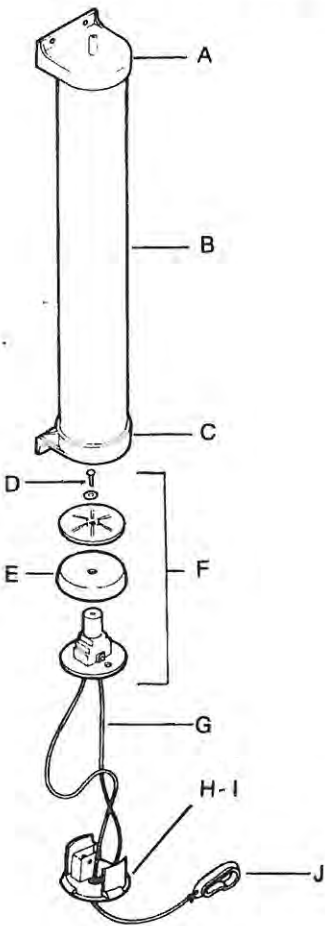
Detacher - TCR

Teat Cup Remover: Initiator

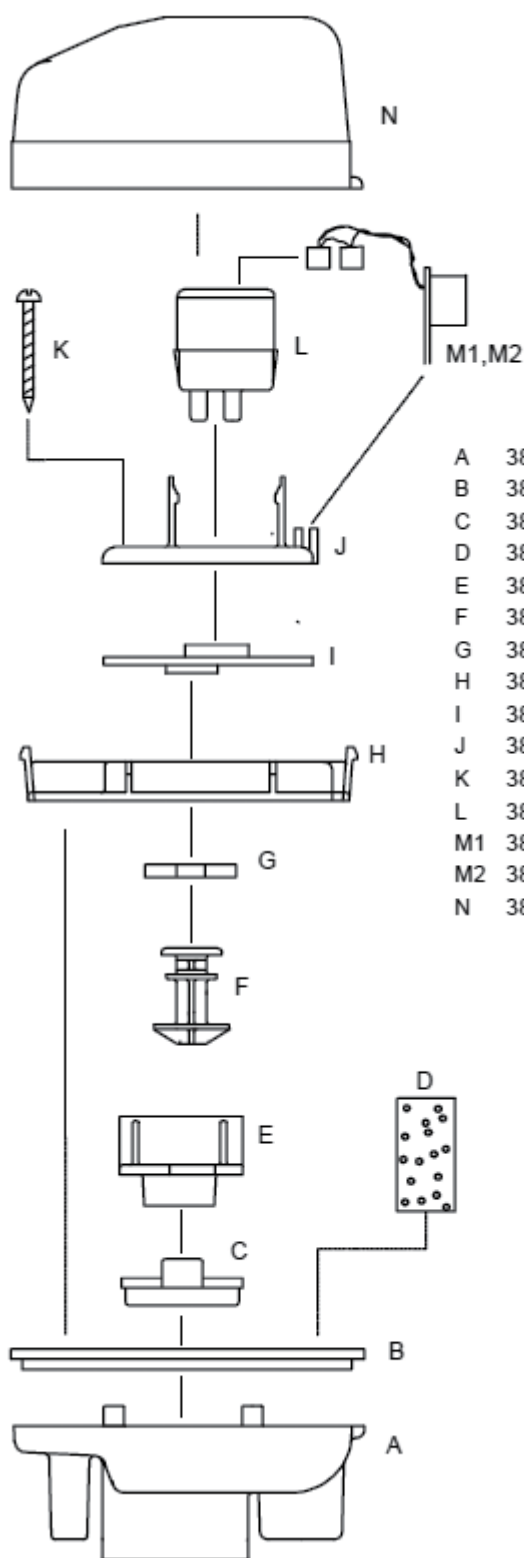


Teat Cup Remover: 80mm Ram

| NO. | PART NAME |
|----------|---|
| 37074050 | A 80mm RAM Complete |
| 37074266 | A NIPPLE BRACKET |
| | B CYLINDER with NIPPLE & BAYONET BRACKETS |
| 37074124 | C BAYONET BRACKET |
| 37074267 | D PAN HEAD SCREW |
| 37074601 | E PISTON SEAL |
| 37074223 | F PISTON ASSEMBLY |
| 37074123 | G CORD |
| 37074755 | H BAYONET INSERT ASSEMBLY |
| 37074120 | I BAYONET INSERT ASSEMBLY with pulley |
| 37074121 | J T.C.R. CLUSTER CLIP |
| 37074226 | |



Pulsator - 2+2

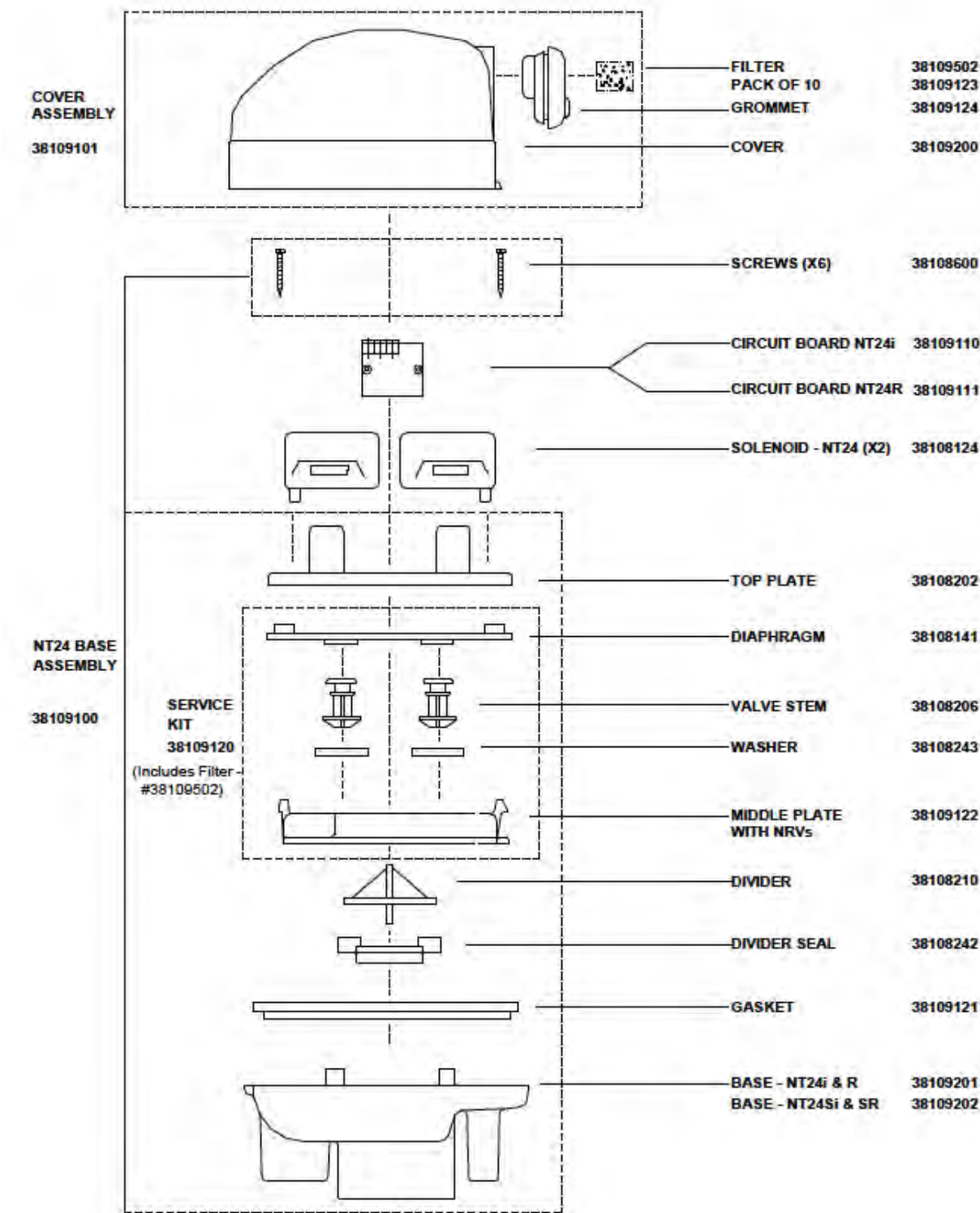


| | | |
|----|----------|---|
| A | 38108201 | PULS. 2+2 BASE |
| B | 38108240 | SILICONE PULS. 2+2 GASKET |
| C | 38108242 | SILICONE PULS. 2+2 DIVIDER |
| D | 38108500 | PULS. 2+2 FILTER |
| E | 38108210 | PULS. 2+2 DIVIDER |
| F | 38108206 | PULS. 2+2 VALVE STEM |
| G | 38108243 | SILICONE PULS. 2+2 WASHER |
| H | 38108203 | PULS. 2+2 MIDDLE PLATE |
| I | 38108241 | SILICONE PULS. 2+2 DIAPHRAM |
| J | 38108202 | PULS. 2+2 TOP PLATE |
| K | 38108600 | SCREW-SELF TAPPING S/S 4Gx25MM |
| L | 38108110 | ASSY-PULS. 2+2 SOLENOID |
| M1 | 38108130 | ASSY-PULS. 2+2 DRIVER CIRCUIT BOARD ("Waikato i") |
| M2 | 38108131 | ASSY-PULS. 2+2 MULTIPHASE CONNECTOR PCB ("Waikato M") |
| N | 38108200 | PULS. 2+2 LID COVER |

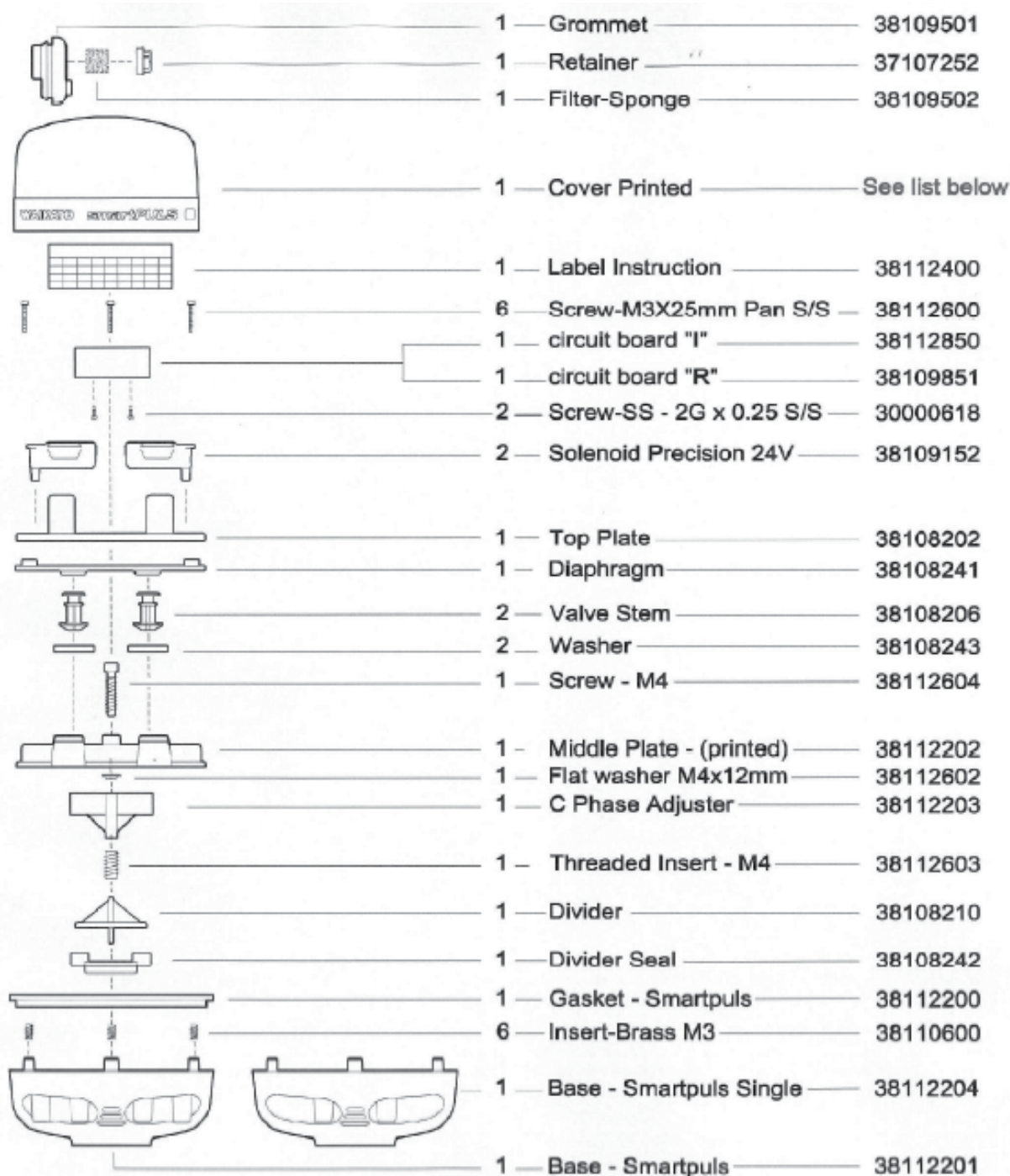
Complete 2+2 Pulsator Units

| | | | |
|----------|----------|--------------|------------|
| 38108000 | Puls 2+2 | "Waikato i " | Electronic |
| 38108010 | Puls 2+2 | "Waikato R " | Multiphase |

Pulsator - NT24

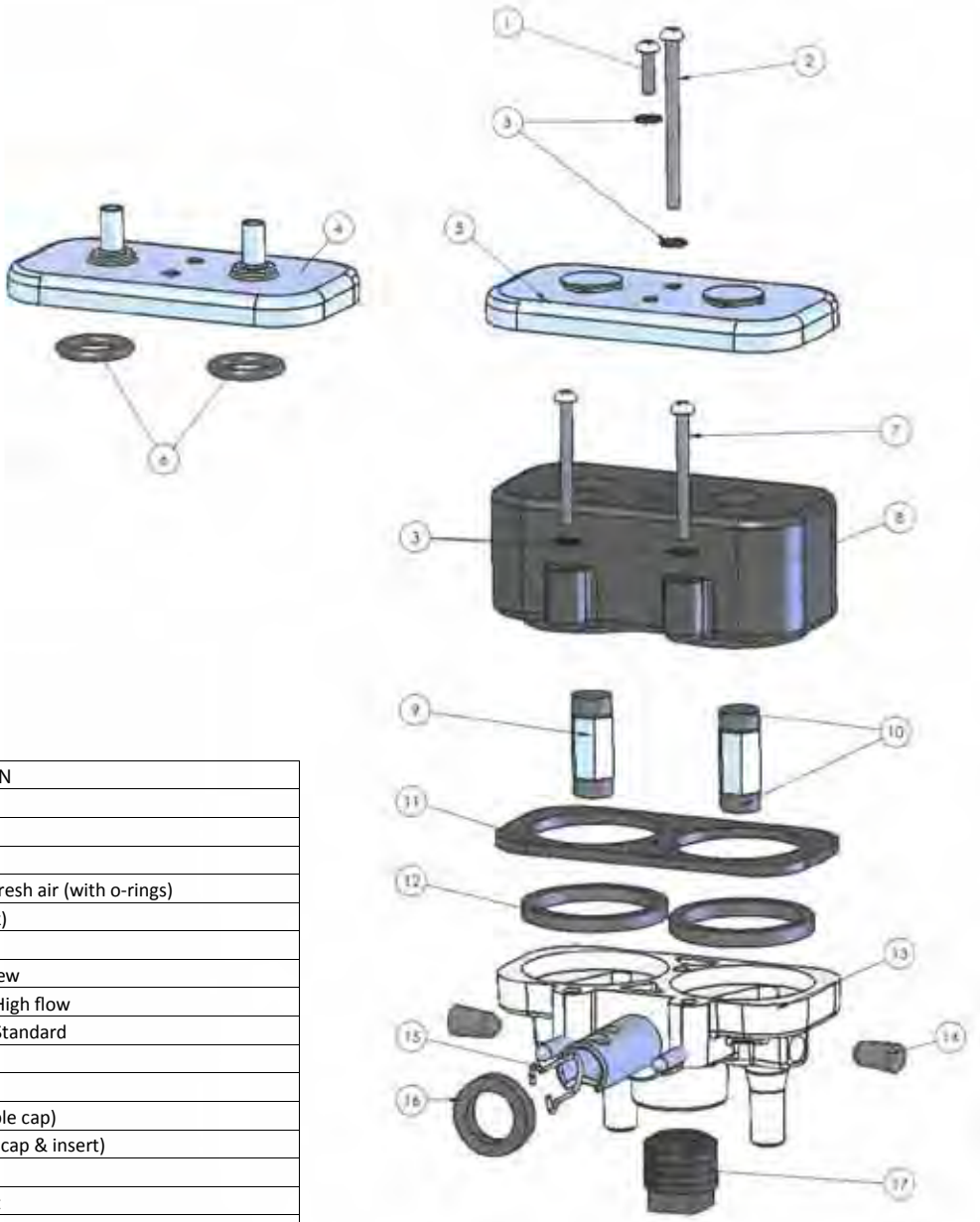


Pulsator - SmartPuls



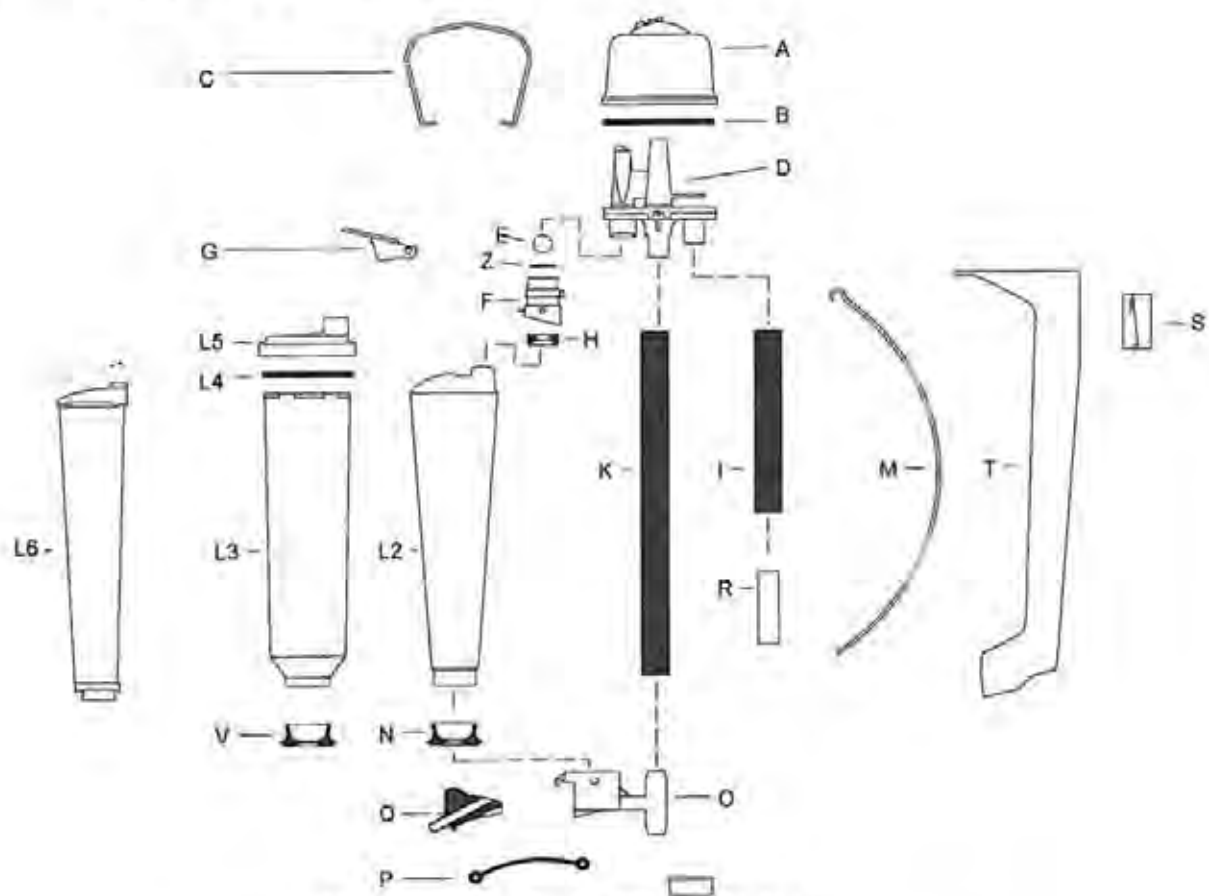
| WMS part no.. | component |
|---------------|--------------------------------|
| 38112250 | COVER-SMARTPULS "I" (WAIKATO) |
| 38112251 | COVER-SMARTPULS "R" (WAIKATO) |
| 38112252 | COVER-SMARTPULS "SR" (WAIKATO) |
| 38112253 | COVER-SMARTPULS "SI" (WAIKATO) |

BM STYLE
PULSATOR



| ITEM | PART NUMBER | DESCRIPTION |
|------|-------------|-------------------------------------|
| 1 | 81320117 | Short screw |
| 2 | 81320115 | Long screw |
| 3 | | Star washer |
| 4 | 81320078 | Cover with fresh air (with o-rings) |
| 5 | 81320077 | Cover (blank) |
| 6 | | O-ring |
| 7 | 81320116 | Medium screw |
| 8 | 81320085 | Coil (black) High flow |
| | 81320112 | Coil (black) Standard |
| | 81320029 | Coil (red) |
| | 81320030 | Coil (blue) |
| 9 | 81320107 | Piston (double cap) |
| | | Piston (with cap & insert) |
| 10 | 81320027 | Piston cap |
| | 81320057 | Piston insert |
| 11 | 81320086 | Foam filter |
| 12 | 81320060 | Coil gasket |
| 13 | 81320026 | Base assembly (portable) |
| | 81320025 | Base assembly (parlor mount) |
| 14 | | Side plug |
| 15 | 81320049 | Contact spring |
| 16 | 81320061 | Nipple seal |
| 17 | 81320046 | Plug |
| | 81320075 | Repair kit (5 piece w/caps) |
| | 81320010 | Repair kit (5 piece w/insert &cap) |
| | 81320076 | Repair kit (17 piece) |

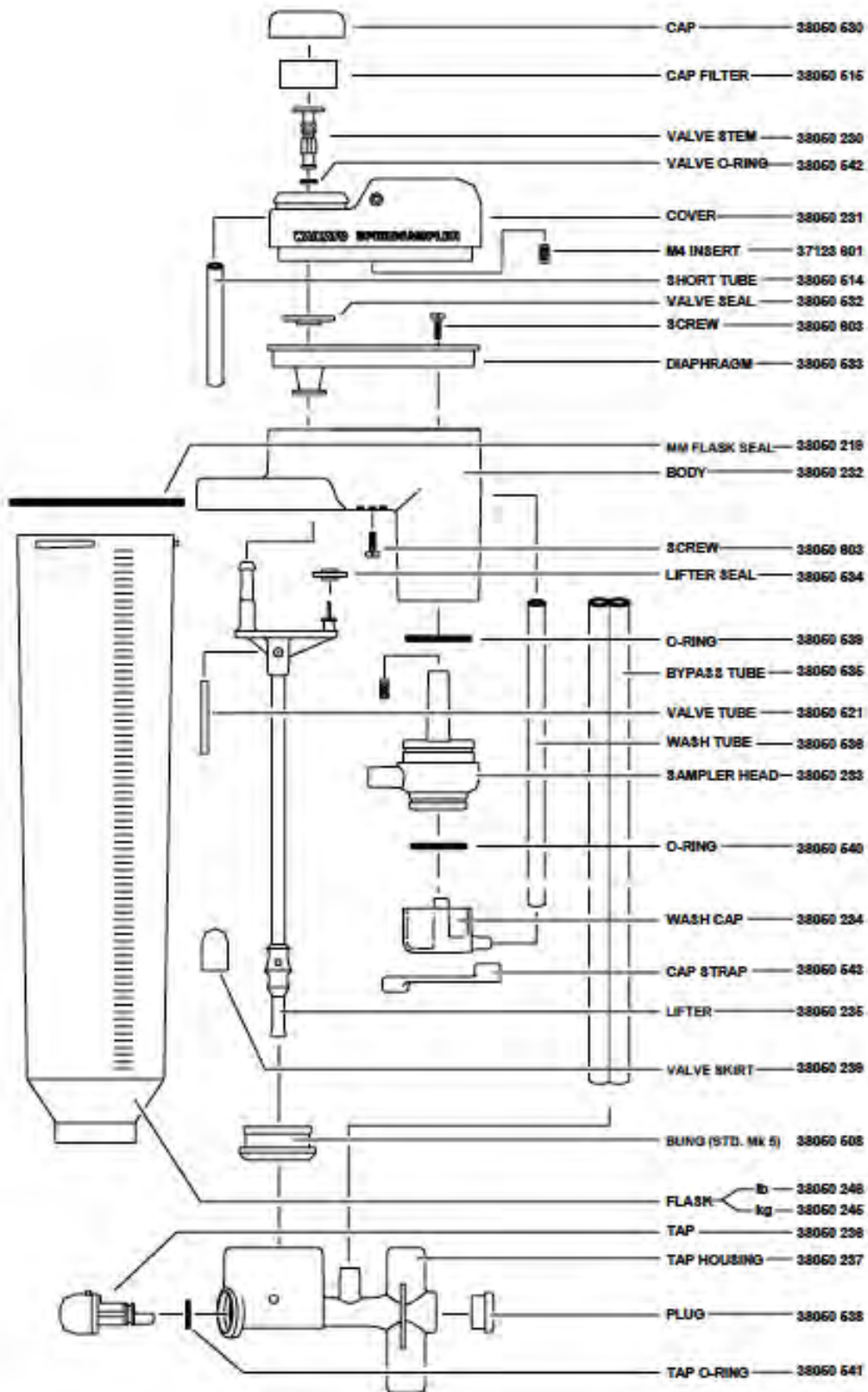
Milk Meter - MK V



| PART | DESCRIPTION | 65#/30KG | 92#/42KG | GOAT |
|------|-----------------------|----------|----------|----------|
| A | COVER | 38050251 | 38050251 | 38050251 |
| B | COVER SEAL | 38050301 | 38050301 | 38050301 |
| AB | COVER ASSEMBLY | 38050122 | 38050122 | 38050122 |
| C | COVER CLIP | 38050703 | 38050703 | 38050703 |
| ABD | ASSEMBLY BASE & COVER | 38050160 | 38050160 | 38050160 |
| D | BASE | | | 37117160 |
| E | STAINLESS STEEL BALL | 38050801 | 38050801 | 38050801 |
| F | BALL CAGE | 38050163 | 38050163 | 38050163 |
| G | FLASK DEPRESSOR | 38050260 | 38050260 | 38050260 |
| H | VALVE HOUSING GASKET | 38050503 | 38050503 | 38050503 |
| Z | "O" RING | 38050504 | 38050504 | 38050504 |
| FGHZ | BALL GAGE ASSEMBLY | 38050165 | 38050165 | 38050165 |
| I | SHORT TUBE | 38050505 | 38050505 | 38050505 |
| R | SS CONNECTOR | 38050166 | 38050166 | 38050166 |
| IR | SS CONNECTOR ASSEMBLY | 38050166 | 38050166 | 38050166 |
| K | HOSE | 38050506 | 38050506 | 38050506 |

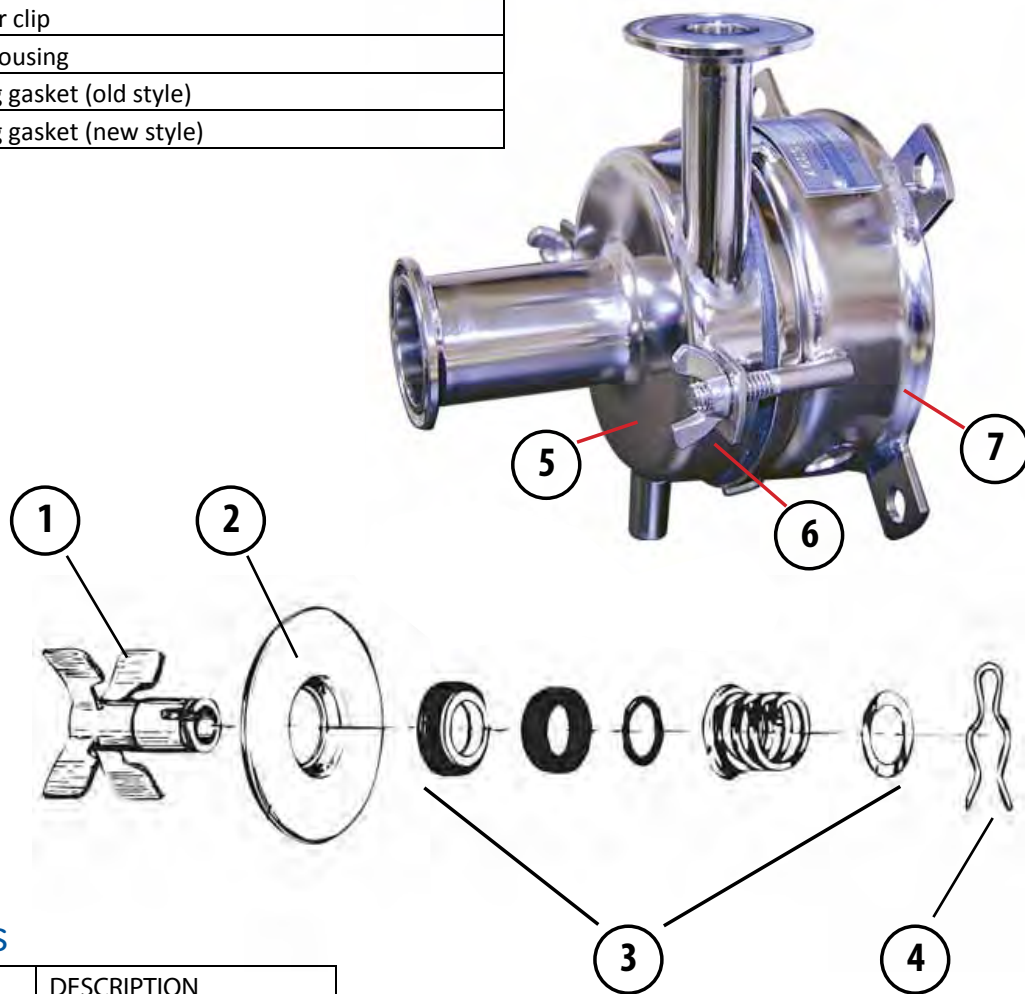
| PART | DESCRIPTION | 65#/30KG | 92#/42KG | GOAT |
|------|---------------------|----------|----------|----------|
| L-2 | FLASK (30kg/65#) | 38050164 | | |
| L-2 | FLASK (30kg/92#) | | 38050285 | |
| L-3 | FLASK (42kg) | | 38050284 | |
| L-4 | 42kg FLASK SEAL | | 38050219 | |
| L-5 | 42kg FLASK TOP | | 38050268 | |
| L-6 | FLASK (GOAT) | | | 38067164 |
| M | FLASK WIRES (PAIR) | 38050702 | 38750702 | 38050702 |
| N | BUNG - OPEN FLASK | 38050502 | 38050502 | 38050502 |
| V | BUNG - CLOSED FLASK | 38050507 | 38050507 | 38050507 |
| O | TAP HOUSING | 38050262 | 38050262 | 38050262 |
| P | TAP STRAP | 38050217 | 38050217 | 38050217 |
| Q | 3-WAY TAP | 38050207 | 38050207 | 38050207 |
| PQ | TAP W/STRAP | 38050185 | 38050185 | 38050185 |
| T | SPINE BRACKET | 38050216 | 38050216 | 38050216 |
| ST | SPINE W/WEDGE BLOCK | 38050182 | 38050182 | 38050182 |
| S | WEDGE BLOCK W/BOLTS | 38050187 | 38050187 | 38050187 |

Milk Meter - Speed Sampler



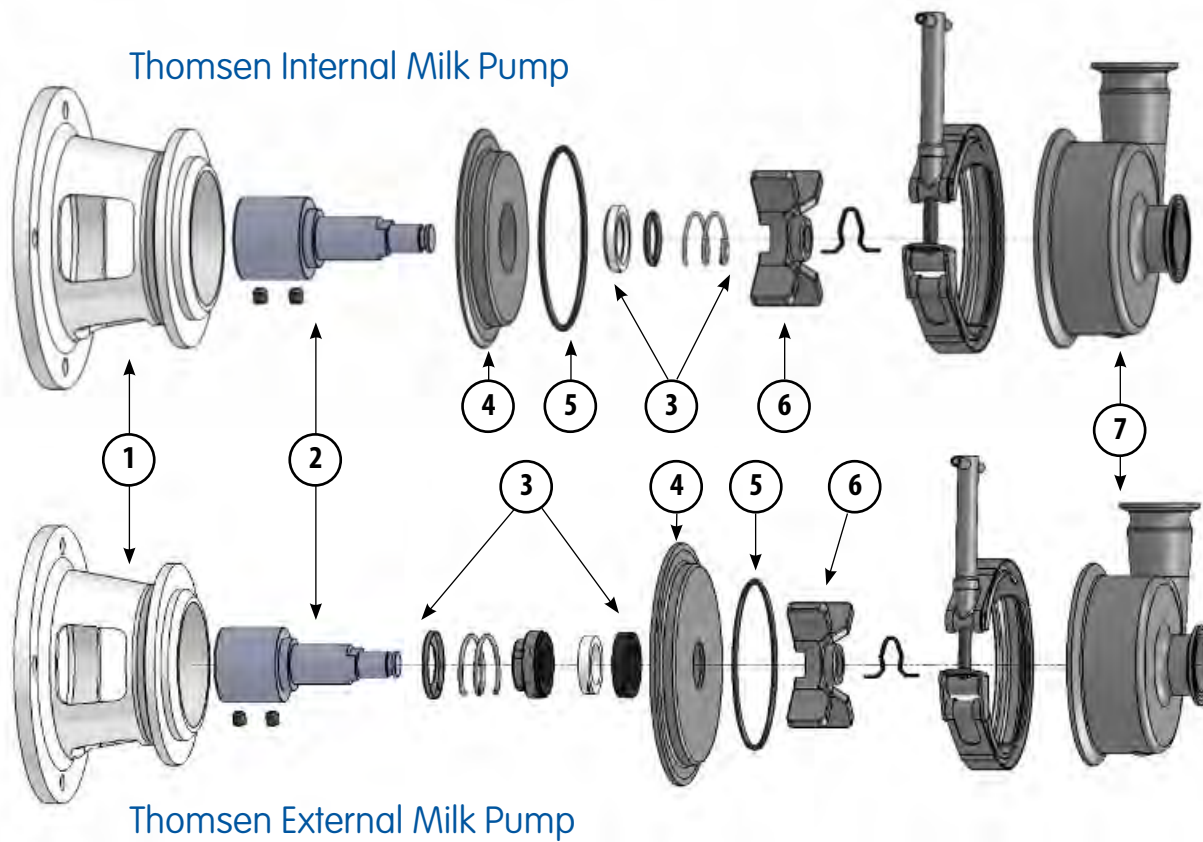
Anderson Milk Pumps

| ITEM | PART NUMBER | DESCRIPTION |
|------|-------------|--|
| 1 | 81220071 | Impeller (4-Blade) |
| 2 | | Back plate |
| 3 | 81220058 | Seal assy (includes old & new style housing gaskets) |
| 4 | 81220018 | Retainer clip |
| 5 | 89999989 | Pump housing |
| | 81220036 | Housing gasket (old style) |
| | 81220030 | Housing gasket (new style) |



Beco Milk Pumps


| ITEM | PART NUMBER | DESCRIPTION |
|------|-------------|---------------------------|
| 1 | 81220038 | Impeller (1 hp) |
| | 81220038 | Impeller (2 hp) |
| 2 | 81220016 | Back plate |
| 3 | 81220086 | Seal assembly (copy) |
| | 81220042 | Seal assembly (genuine) |
| 4 | 81220018 | Retainer clip |
| 5 | 81220063 | Volute (right hand) |
| | 81220064 | Volute (left hand) |
| 6 | 81220043 | Black plastic housing nut |
| 7 | 81220065 | Adapter housing |
| | 8122035 | Head gasket |



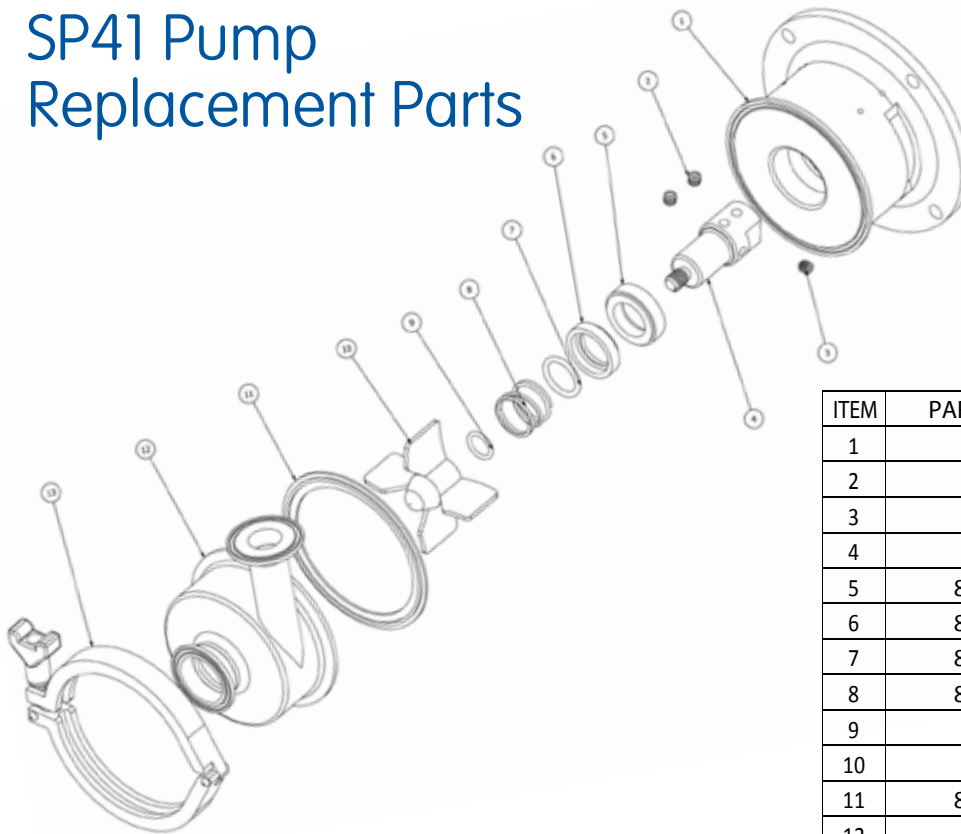
| ITEM | PART NUMBER | DESCRIPTION |
|------|-------------|--|
| 1 | 81220014 | Pump adapter - #4 - 56C-145TC |
| | 81220078 | Pump adapter - #5 - 182TC-256TC |
| | 81220135 | Pump adapter - #6 - 56C - 145TC |
| | 81220136 | Pump adapter - #6 - 182TC - 215TC |
| 2 | 81220020 | Drive Shaft - #4, #5, & #6 - 7/8" |
| | 81220021 | Drive Shaft - #4, #5, & #6 - 5/8" |
| | 81220077 | Drive Shaft - #4, #5, & #6 - 1-1/8" |
| | 81220092 | Drive Shaft - #8 - 1-1/8" |
| 3 | 81220097 | Drive Shaft - #8 - 1-3/8" |
| | 81220055 | Seal kit-#4, #5, & #6 External (generic) |
| | 81220090 | Seal kit-#4, #5, & #6 Internal (generic) |
| | 81220047 | Seal-Ceramic only #4, #5 & #6 |
| | 81220121 | Seal Kit #4 High Pressure - Viton |
| | 81220048 | Seal Kit #4 External |
| | 81220049 | Seal Kit #5 External |
| | 81220108 | Seal Kit #8 External |
| | 81220051 | Seal Kit #4 Internal |
| | 81220052 | Seal Kit #5 Internal |
| | 81220053 | Seal Kit #8 Internal |
| | | |
| | | |

| ITEM | PART NUMBER | DESCRIPTION |
|------|-------------|----------------------------------|
| 4 | 81220069 | Back Plate #4 - External |
| | 81220015 | Back Plate #5 - External |
| | 81220120 | Back Plate #4 - Internal |
| | 81220101 | Back Plate #5 - Internal |
| | 81220122 | Back Plate #6 - Internal |
| | 81220033 | Housing gasket #4 |
| 5 | 81220034 | Housing gasket #5 |
| | 81220066 | Impeller 3-3/8" |
| 6 | 81220119 | Impeller 3-5/8" |
| | 81220040 | Impeller 3-7/8" |
| | 81220118 | Impeller 4-5/8" |
| | 81220041 | Impeller 4-7/8" |
| | 81220091 | Impeller 7-7/8" |
| 7 | 81220066 | Impeller 3-3/8" |
| | 81220062 | Housing #4 - 1.5"X1.5" Left Hand |
| | 81220076 | Housing #4 - 1.5"X1.5" |
| | 81220037 | Housing #5 - 2"X2" |
| | 81220075 | Housing #5 - 1.5"X1.5" |
| N/S | 81220017 | Housing clamp #5 |
| N/S | 81220110 | T bolt & Handle #4, #5, & #6 |
| N/S | 81220019 | Impeller clip |

Fristam Pumps



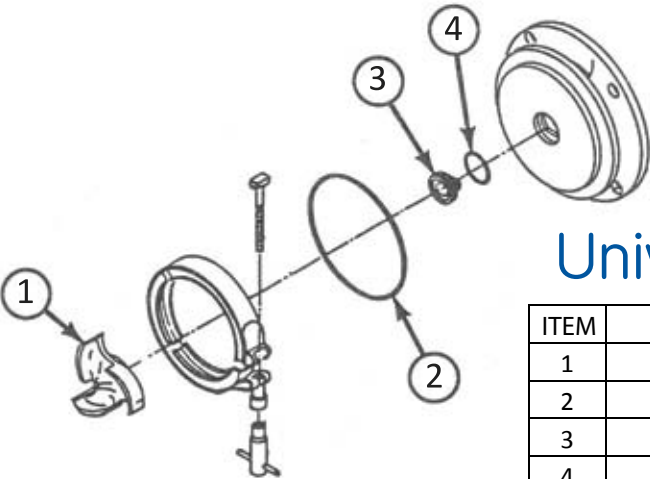
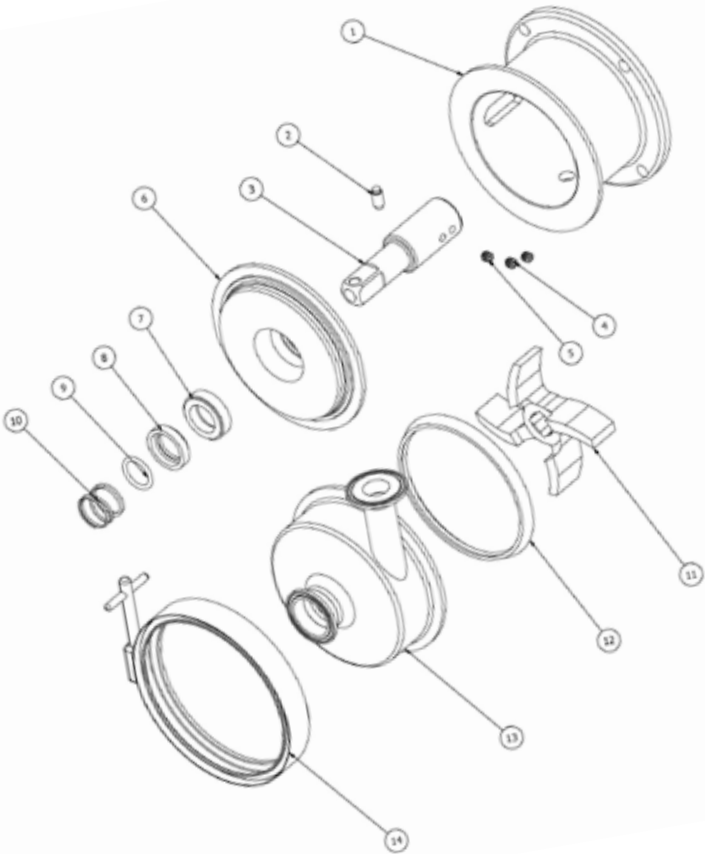
SP41 Pump Replacement Parts



| ITEM | PART NUMBER | DESCRIPTION |
|------|-------------|------------------|
| 1 | | Pump adapter |
| 2 | | Set screw |
| 3 | | Set screw |
| 4 | | Impeller shaft |
| 5 | 81220046 | Stationary seal |
| 6 | 81220060 | Rotary seal |
| 7 | 81220057 | Seal o-ring |
| 8 | 81220080 | Spring |
| 9 | | Impeller o-ring |
| 10 | | Impeller |
| 11 | 81220083 | Backplate gasket |
| 12 | | Pump housing |
| 13 | | Clamp |
| | 81220067 | Seal Kit (copy) |

SP51 Pump Replacement Parts


| ITEM | PART NUMBER | DESCRIPTION |
|------|-------------|--|
| | 81220126 | SP51 Pump w/ 5/8" shaft & 4.75" impeller |
| | 81220129 | SP51 Pump w/ 5/8" shaft & 5" impeller |
| 1 | | Pump adapter |
| 2 | | Retaining pin |
| 3 | 81220111 | Impeller shaft 56c frame (5/8" |
| | 81220111 | Impeller shaft 145tc frame (7/8") |
| 6 | 81220046 | Stationary seal |
| 7 | 81220060 | Rotary seal |
| 8 | 81220057 | Seal o-ring |
| 9 | 81220061 | Spring |
| 10 | | Impeller o-ring |
| 11 | 81220127 | Impeller 4.75" |
| | 81220128 | Impeller 5" |
| 12 | 81220083 | Backplate gasket |
| 13 | | Pump housing |
| 14 | | Clamp |
| | 81220116 | Seal kit , carbon/viton |
| | 81220067 | Seal Kit (copy) |



Universal (Sta-Rite) Milk Pump

| ITEM | PART NUMBER | DESCRIPTION |
|------|-------------|---------------|
| 1 | 81220131 | Impeller |
| 2 | 81220054 | Large o-ring |
| 3 | 81220050 | Graphite seal |
| 4 | 81220059 | Small o-ring |

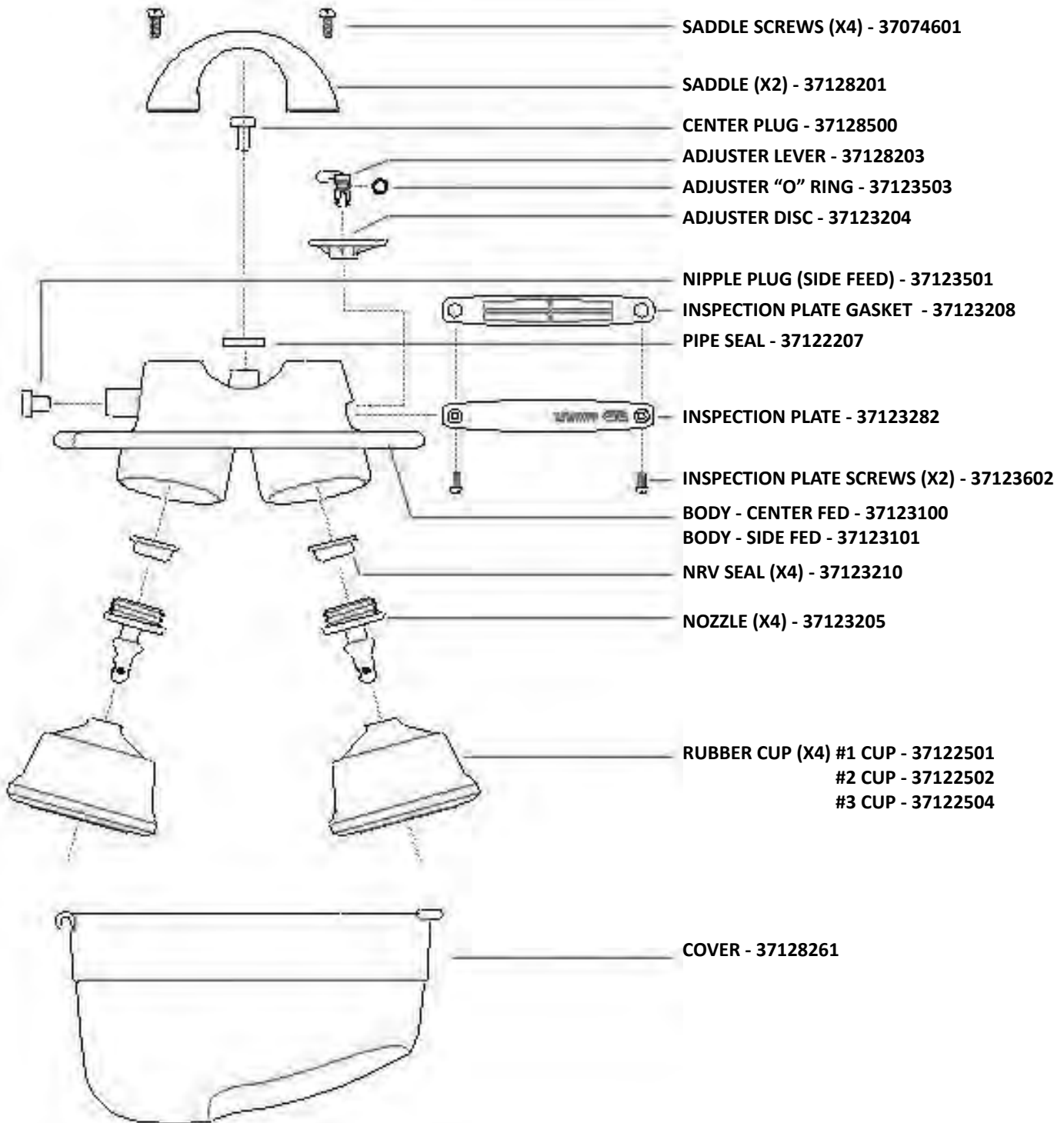
Milk/Wash Vat

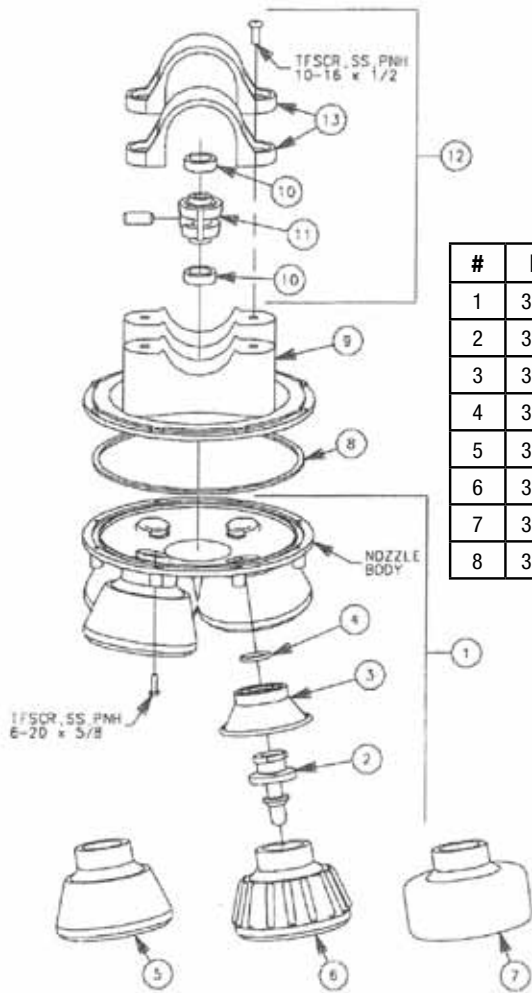


| Tank size | Width/tank body | Width/cover | Height W/std legs | Height W/24" legs | Height W/36" legs |
|-----------|-----------------|-------------|-------------------|-------------------|-------------------|
| 85 | 26 | 27 | 58 | 66 | 78 |
| 125 | 30 | 31 | 58 | 66 | 78 |
| 160 | 30 | 31 | 70 | 78 | 90 |
| 195 | 30 | 31 | 82 | 90 | 102 |
| 225 | 36 | 37 | 70 | 78 | 90 |
| 275 | 36 | 37 | 82 | 90 | 102 |
| 400 | 48 | 49 | 70 | | |
| 500 | 48 | 49 | 82 | | |

Size is approximate gallons. Height is in inches and includes feet. Width is in inches.

Jetter - G2





Waikato Flow-Control Jetter

| # | PART # | DESCRIPTION |
|---|----------|---------------------------|
| 1 | 37122104 | BASE ASSEMBLY-BOTTOM HALF |
| 2 | 37122215 | NOZZLE |
| 3 | 37122214 | CONE |
| 4 | 37122505 | NOZZLE O-RING |
| 5 | 37122501 | CUP - #1 |
| 6 | 37122502 | CUP - #2 |
| 7 | 37122504 | CUP - #3 |
| 8 | 37122500 | BODY SEAL |

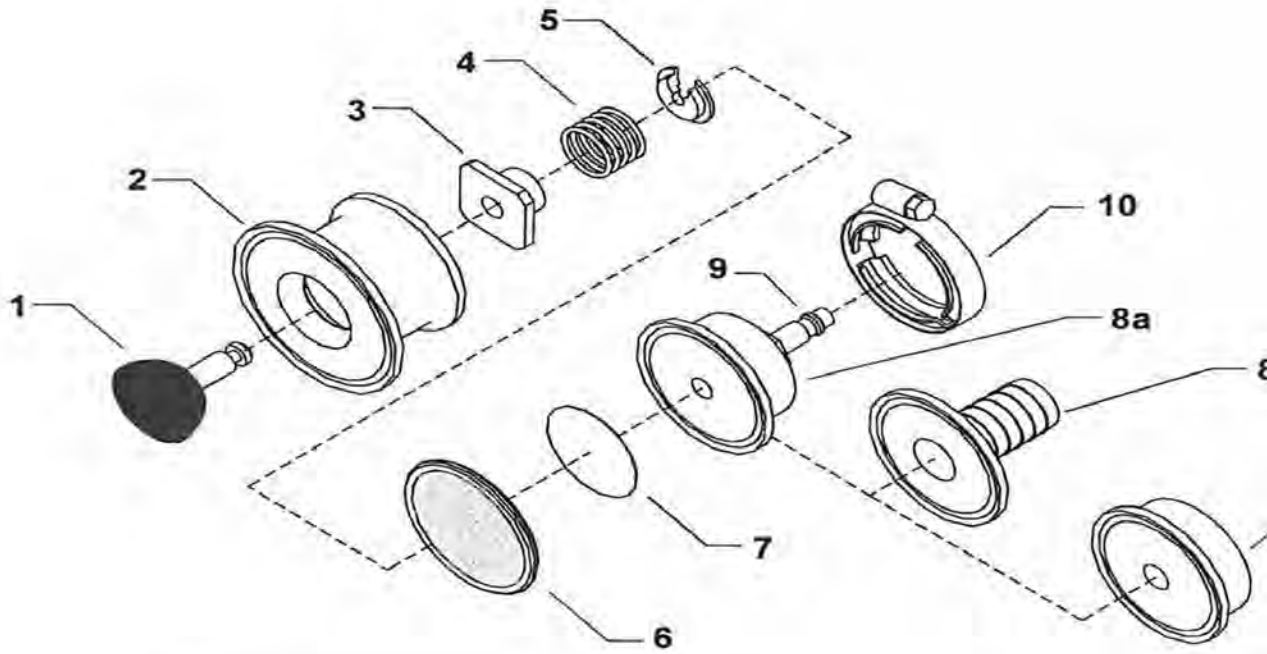
| # | PART # | DESCRIPTION |
|-----|----------|-----------------------------|
| 9 | 37122210 | BODY - TOP HALF |
| 10 | 37122207 | SEAL - FLOW CONTROL |
| 11 | 37122102 | FLOW CONTROL - CENTER FEED |
| N/S | 37122103 | FLOW CONTROL - SIDE FEED |
| 12 | 37122129 | CLAMP SET W/FLOW CONTROL-2" |
| 13 | N/A | |
| N/S | 37122710 | SPRING - FLY COVER |
| N/S | 37122112 | NON-RETURN VALVE |

Vari Flow Jetter Washer

| # | PART # | DESCRIPTION |
|----|----------|--|
| 1 | 81400100 | VARI-FLO JETTER-#4 W/COVER-45mm CUPS-2" BRACKETS |
| 2 | 81400101 | FRONT ASSEMBLY |
| 3 | 81400102 | BACK ASSEMBLY |
| 4 | 81400103 | COVER W/HINGE |
| 5 | 81400104 | CUP INSERT |
| 6 | 81400105 | RUBBER CUP - 45mm |
| 7 | 81400115 | RUBBER CUP - 40mm |
| 8 | 81400106 | RUBBER CUP - 35mm |
| 9 | 81400107 | CHECK VALVE |
| 10 | 81400108 | O RING BODY |
| 11 | 81400109 | O RING - PIPELINE SEAL |

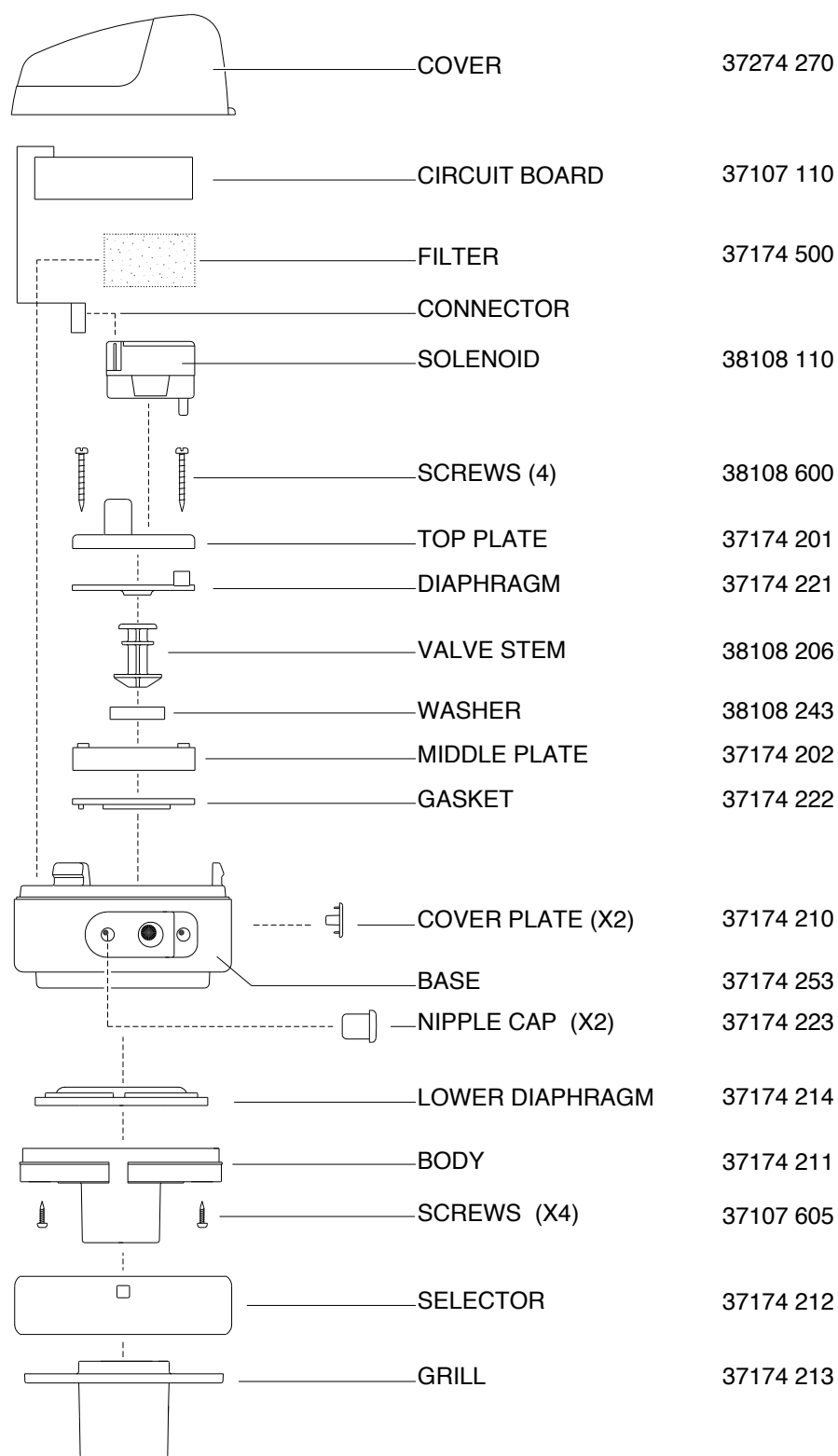


Air Blow Check Valve Replacement Parts



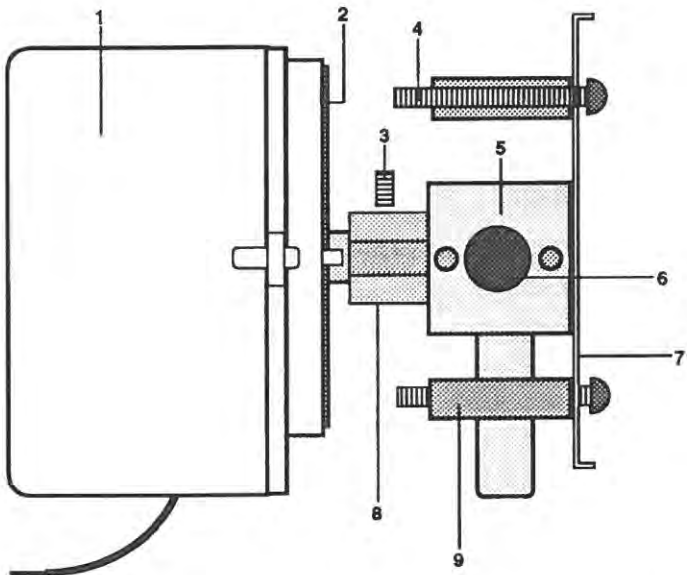
| item # | description | part # |
|--------|-------------------------------------|----------|
| 1 | PLUG & STEM | 81630023 |
| 2 | BODY | N/A |
| 3 | STEM GUIDE | 81630025 |
| 4 | SPRING | 81630024 |
| 5 | WASHER | 81630026 |
| 6 | DISC & GASKET (1/8" PREFORATIONS) | 81560196 |
| 7 | FILTER DISC (EACH, PFE MEDIA) | 81630021 |
| | FILTER DISC (50 PACK, PFE MEDIA) | 81630022 |
| | FILTER DISC (200 PACK | 81630045 |
| 8A | ADAPTER (AIR CHUCK) | N/A |
| 8B | ADAPTER (1" BARBED) | N/A |
| 8C | ADAPTER (1/2" FNPT) | 81630060 |
| 8C | ADAPTER (3/8" FNPT) | 81630070 |
| 9 | SPIGOT | N/A |
| 10 | CLAMP (1.5" V-INSERT) | 81560037 |
| 10 | CLAMP (1.5" HEAVY DUTY(| 81560021 |
| | *REPAIR KIT (INCLUDES 1, 3, 4, & 5) | 81630040 |

Waikato Air Injector - 32mm - Digital



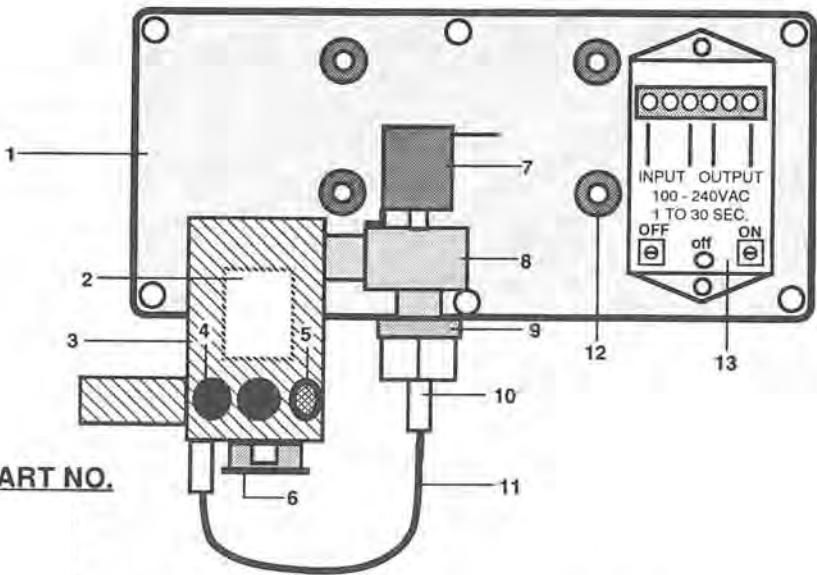
81750242
Bender 1185
Air Injection Timer
Parts List

| ITEM | DESCRIPTION |
|------|--|
| 1 | MOTOR COVER ASSEMBLY |
| 2 | MOTOR 7 RPM 120VAC MOTOR 7 RPM 240VAC |
| 3 | S. S. SETSCREW 10 - 24 X 1/4" LONG |
| 4 | S. S. SCREW 10 - 32 X 1 3/4" LONG |
| 5 | VALVE BODY |
| 6 | PLASTIC CAP (RED) |
| 7 | BASE PLATE |
| 8 | ROTOR - DOUBLE SLOT (DSR) |
| 9 | SPACER |



81750098
Bender 9300
Air Injection Timer
Parts List

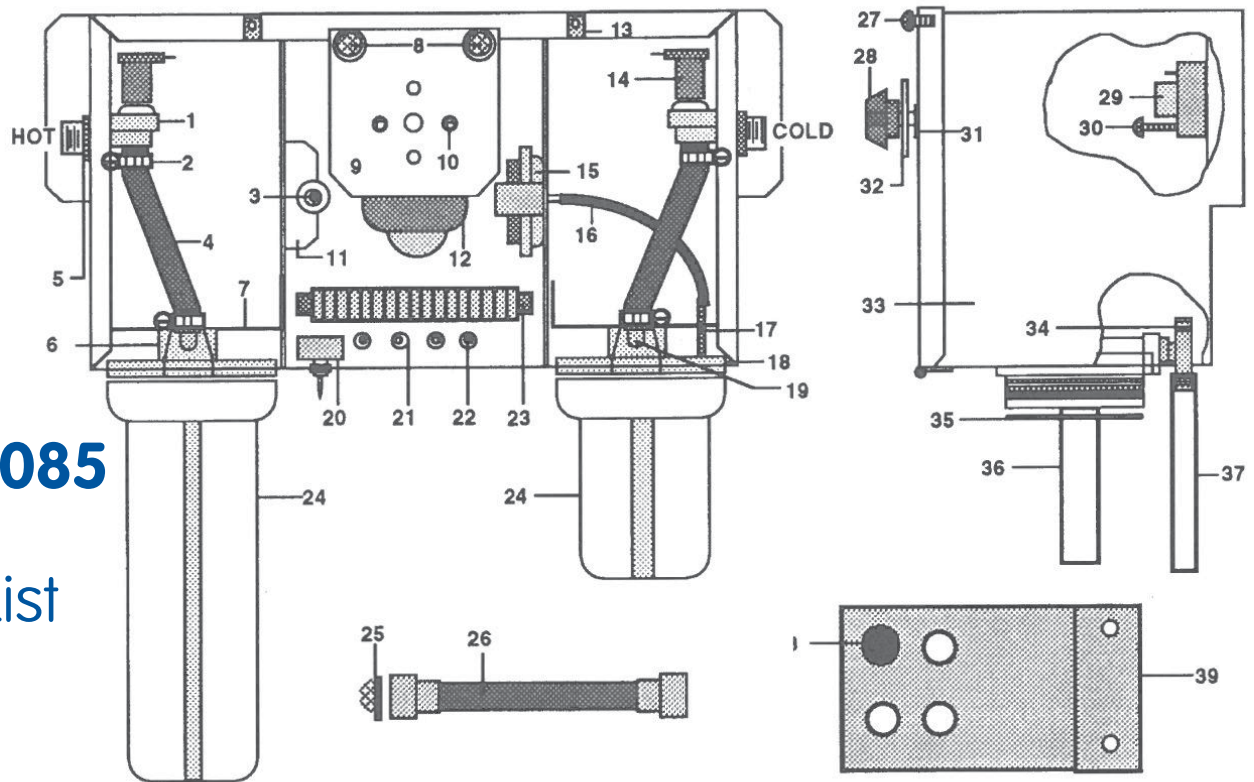
| ITEM | DESCRIPTION | PART NO. |
|------|--|----------|
| 1 | PLASTIC ENCLOSURE | |
| 2 | VACUUM PISTON | |
| 3 | VACUUM VALVE | |
| 4 | PLASTIC CAP | |
| 5 | SCREEN | |
| 6 | 7/8" HOLE PLUG | |
| 7 | COIL 120VAC | 81510028 |
| | COIL 240VAC | 81750132 |
| 8 | COIL VALVE ASSEMBLY 120VAC COIL VALVE ASSEMBLY 240VAC | |
| 9 | PLASTIC BUSHING | |
| 10 | VACUUM LINE ADAPTER | |
| 11 | VACUUM LINE | |
| 12 | GROMMET | |
| 13 | AIR INJECTION TIMER | 81750099 |



81750085

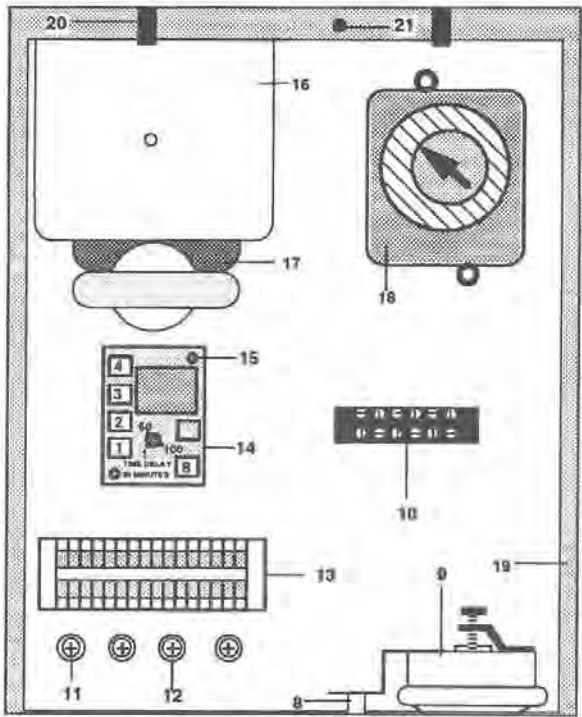
8500

Parts List



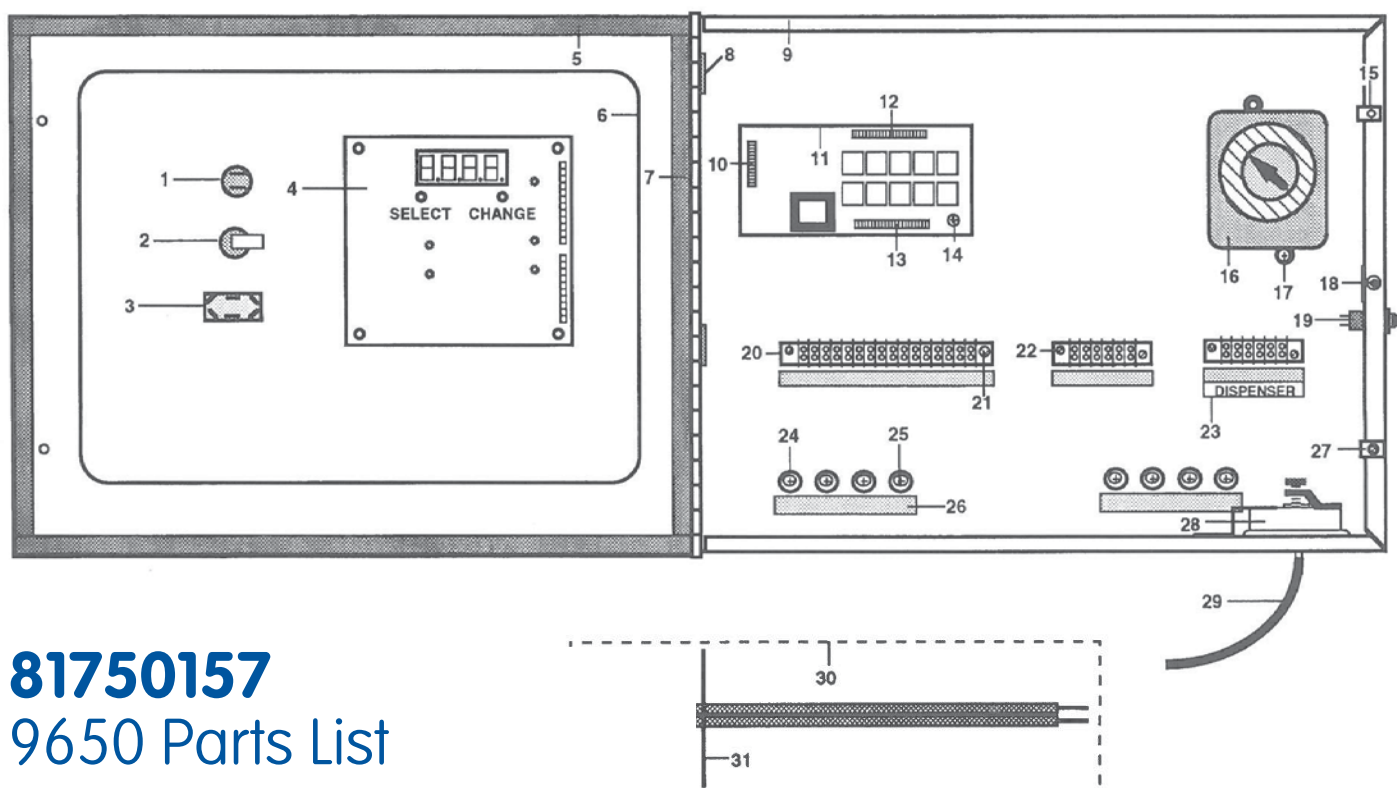
| ITEM | DESCRIPTION | PART # |
|------|---|----------|
| 1 | WATER VALVE | 81750094 |
| 2 | SS HOSE CLAMP - 1/2" | |
| 3 | CIRCUIT BREAKER - 10 AMP | |
| 4 | REINFORCED RUBBER TUBING-1/2"ID X 6-1/2" LONG | |
| 5 | PLASTIC NUT - GREEN | |
| 6 | DETERGENT JAR TOP ASSY | |
| 7 | MOUNTING BRACKET | |
| 8 | LAMP | |
| 9 | TIMER BRACKET | |
| 10 | SS SCREW-PHILLIPS HEAD 10 - 32 X 3/8" LONG | |
| 11 | BRACKET | |
| 12 | TIMER | 81750108 |
| | TIMER MOTOR-8 RPM 120VAC/50-60 HZ | |
| 13 | SHEET METAL CLIP NUT | |
| 14 | COIL - 110 VAC | 81510028 |
| 15 | PRESSURE SWITCH | 81750072 |
| 16 | PLASTIC TUBING-3/16"ID X 1/16" WALL-8-1/2" LONG | |
| 17 | FLEX PLASTIC TUBING-1/4"OD X .060 WALL-10' LONG | |
| 18 | ACID JAR TOP ASSY | 81780118 |
| 19 | ELBOW - 3/8"NPT X 1/2" HOSE | |
| 20 | DPDT TOGGLE SWITCH | |

| ITEM | DESCRIPTION | PART # |
|------|---|----------|
| 21 | RETENSION WASHER | |
| 22 | SS SCREW-PHILLIPS HEAD - 10 - 32 X 3/8" LONG | |
| 23 | TERMINAL BOARD | |
| 24 | DETERGENT AND ACID JAR | 81750089 |
| 25 | HOSE GASKET | 81750050 |
| 26 | 3/8" I.S. PRESSURE HOSE - 4' LONG | |
| 27 | SS SEAL SCREW-PHILLIPS PAN HEAD 10 - 24 X 1/2" LG | |
| 28 | TIMER KNOB | 81750195 |
| 29 | FAIL TIMER - 100 MINUTE | |
| 30 | SS SCREW-PHILLIPS PAN HEAD - 8 - 32 X 1" LONG | |
| 31 | GROMMET | |
| 32 | DIAL INDICATOR | 81750255 |
| 33 | CASE ASSEMBLY | |
| 34 | RUN T-CHECK VALVE ASSY - 1/2"HOSE X 3/8"NPT X 1/2" HOSE | |
| 35 | DETERGENT AND ACID JAR GASKET | 81750087 |
| 36 | PLASTIC TUBING-3/4"ID X 1"OD - 7-1/2" LONG | |
| 37 | PLASTIC TUBING-1/2"ID X 1/8" WALL / FT | |
| 38 | PRESSURE SWITCH BUSHING | |
| 39 | INPUT PLATE | |
| | WATER VALVE REPAIR KIT (NOT SHOWN) | 81750081 |



81750173
8950 Parts List

| ITEM | DESCRIPTION | PART # |
|------|--|----------|
| 1 | ON AND FAIL LAMP | |
| 2 | FUSEHOLDER | |
| 3 | TOGGLE SWITCH | |
| 4 | TIMER KNOB | 81750195 |
| 5 | DIAL INDICATOR | 81750255 |
| 6 | SS SCREW - 10-24 | |
| 7 | FUSE - 115VAC - 2 AMP | |
| 8 | SPACER | |
| 9 | PRESSURE SWITCH | 81750072 |
| 10 | TERMINAL BLOCK - 6 POS. | |
| 11 | SS SCREW - 10-32 | |
| 12 | RETENTION WASHER | |
| 13 | TERMINAL BLOCK - 16 POS. | |
| 14 | FAIL TIMER - 100 MINUTE | |
| 15 | SS SCREW - 8-32 X 1" | |
| 16 | TIMER BRACKET | |
| 17 | TIMER | 81750108 |
| | TIMER MOTOR - .8RPM - 120VAC - 50-60HZ | |
| 18 | 24-HOUR CLOCK | 81750175 |
| 19 | SS CASE ASSEMBLY | |
| 20 | SHEET METAL NUT - 10-24 | |
| 21 | DOOR SWITCH | |
| | SS NUT - 6-32 (NOT SHOWN) | |

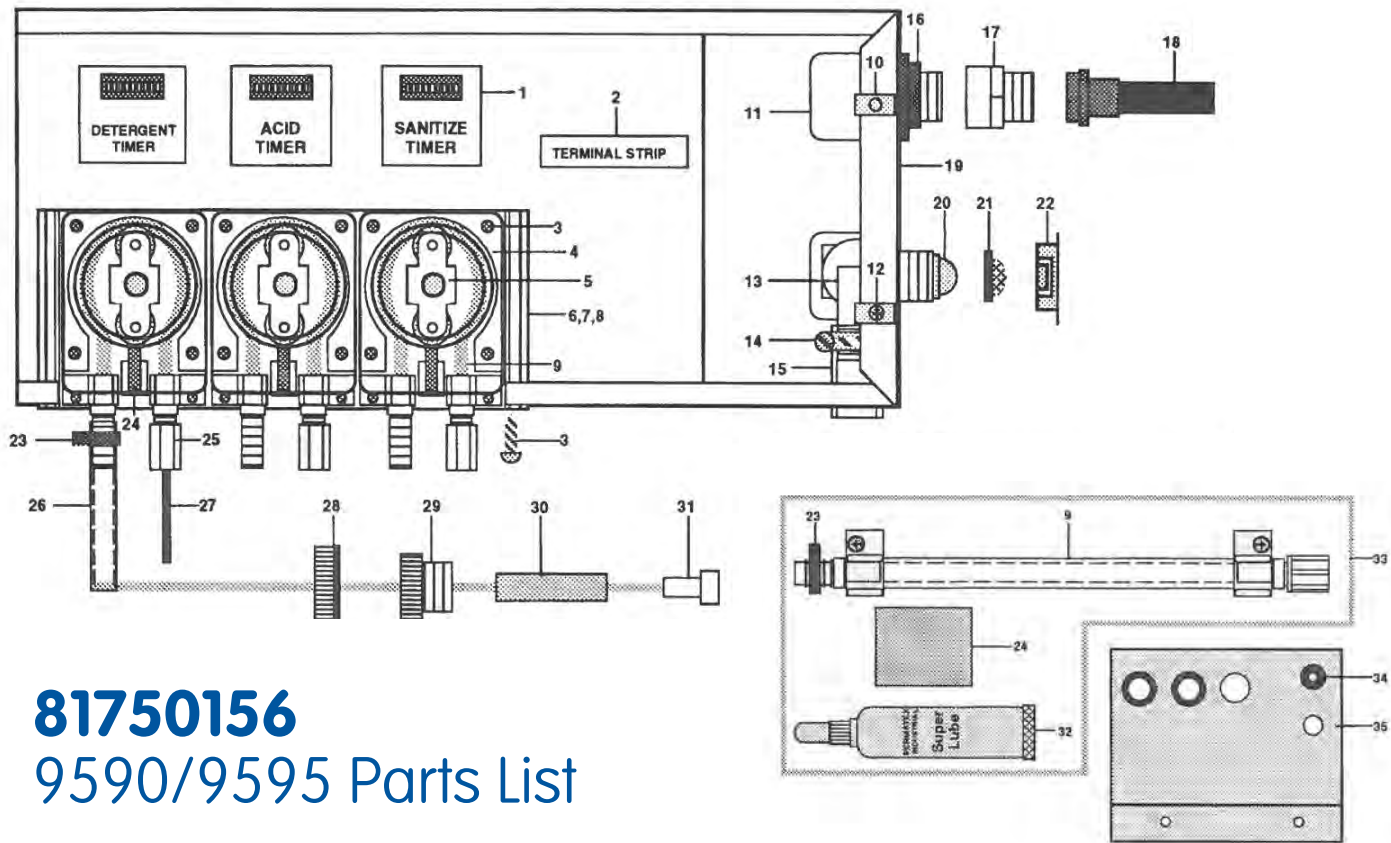


81750157

9650 Parts List

| ITEM | DESCRIPTION | PART # |
|------|---------------------------------|----------|
| 1 | STARTER SWITCH | |
| 2 | FUSE HOLDER | |
| | FUSE - 2 AMP - 125VAC - 3 AG | |
| 3 | MILK OFF WASH SWITCH | |
| 4 | SEQUENCE BOARD | 81750228 |
| 5 | COVER GASKET - 17" LONG | |
| 6 | COVER DECAL | |
| 7 | COVER GASKET - 12" LONG | |
| 8 | CABLE TIE PLATFORM | |
| 9 | CASE ASSEMBLY | |
| 10 | POWER HARNESS | |
| 11 | POWER I/O BOARD | 81750207 |
| 12 | INTERFACE HARNESS | |
| 13 | OUTPUT HARNESS | |
| 14 | SS SCREWS - 8 - 32 X 3/8" LONG | |
| | THREADED NYLON SPACER | |
| 15 | SS SHEET METAL CLIP NUT - 1--24 | |
| 16 | 24-HOUR LOCK MECHANISM | 81750175 |

| ITEM | DESCRIPTION | PART # |
|------|---|----------|
| 17 | SS SCREW - 6 - 32 X 3/8" LONG | |
| 18 | DOOR INTERLOCK SWITCH | |
| 19 | VP BYPASS SWITCH | |
| 20 | TERMINAL BOARD - 16 POS. | |
| | DECAL - 16 POS. | |
| 21 | SS SCREW - 8 - 32 X 12" LONG | |
| 22 | TERMINAL BOARD - 6 POS. | |
| | DECAL - 6 POS. | |
| 23 | DECAL - 6 POS. DISPENSER | |
| 24 | RETENTION WASHER | |
| 25 | SS SCREW - 10 - 32 X 3/8" LONG | |
| 26 | GROUND DECAL | |
| 27 | SS SEAL SCREW - 10 - 24 X 1/2" LONG | |
| 28 | PRESSURE SWITCH | 81750072 |
| 29 | PLASTIC TUBING - 3/16"ID X 1/16" WALL - 8-1/2" LG | |
| 30 | SENSOR ASSEMBLY | |
| 31 | ADHESIVE MOUNT | |

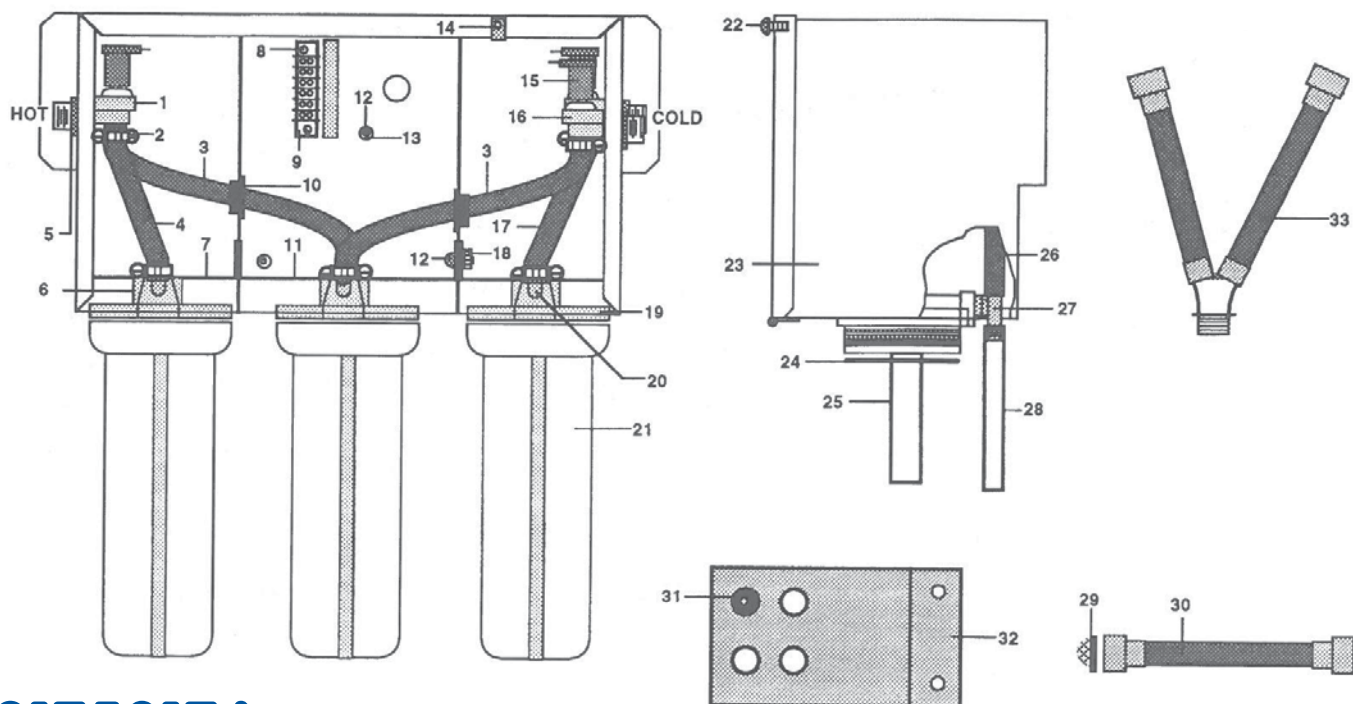


81750156

9590/9595 Parts List

| ITEM | DESCRIPTION | PART # |
|------|--|----------|
| 1 | ADJUSTABLE TIMER 1.0 - 1023 SECONDS | 81750095 |
| 2 | TERMINAL BLOCK | |
| 3 | SS HI/LOW SCREW #8 X 5/8" | |
| 4 | CLEAR FACE PLATE | |
| 5 | ROLLER ASSEMBLY | 81750222 |
| 6 | 3 - PUMP MODULE (PERISTALTIC) | 81750104 |
| | 3 - PUMP MODULE (PERISTALTIC 9590-A, 9595-A) | |
| 7 | PUMP HOUSING | |
| 8 | HI SPEED MOTOR - 120VAC, 120RPM | |
| | HI SPEED MOTOR-120VAC, 120RPM (9590-A, 9595-A) | |
| 9 | SQUEEZE TUBE ASSY - 1/4"ID X 1/2"OD | N/A |
| 10 | SS SHEET METAL CLIP NUT 0 10-24 | |
| 11 | WATER VALVE | |
| | WATER VALVE COIL | 81510028 |
| 12 | SS SEAL SCREW - 10-24 X 1/2" | |
| 13 | OUTLET ADAPTOR | |
| 14 | SS HOSE CLAMP - 3/4" | |
| 15 | PLASTIC TUBING - 3/4"ID X 1"OD - FT | |
| 16 | RUBBER GASKET | |

| ITEM | DESCRIPTION | PART # |
|------|--|----------|
| 17 | INLET ADAPTER | |
| 18 | PRESSURE HOSE | |
| 19 | CASE ASSEMBLY | |
| 20 | SCREEN | 81750263 |
| 21 | HOSE GASKET | 81750050 |
| 22 | HOSE PLUG - 1.093 - 1.125 DIAMETER | |
| 23 | PLASTIC CLAMP - 1/2" | |
| 24 | FELT PUMP PAD | |
| 25 | COMPRESSION NUT - 1/4" | |
| 26 | FLEX PLASTIC TUBING-5/16"ID X 7/16"OD - FT | |
| 27 | RIGID PLASTIC TUBING-1/4"OD X .040 WALL - FT | |
| 28 | BOTTLE CAP - GALLON CONTAINER | |
| 29 | BOTTLE CAP - LARGE CONTAINER | |
| 30 | CERAMIC WEIGHT | 81750245 |
| 31 | SCREEN | 81750246 |
| 32 | SYNTHETIC TEFLON GREASE - .5 OZ TUBE | |
| 33 | SQUEEZE TUBE REPL KIT - 1/4"ID X 1/2"OD TUBE | 81750106 |
| 34 | PRESSURE SWITCH BUSHING | |
| 35 | INPUT PLATE | |



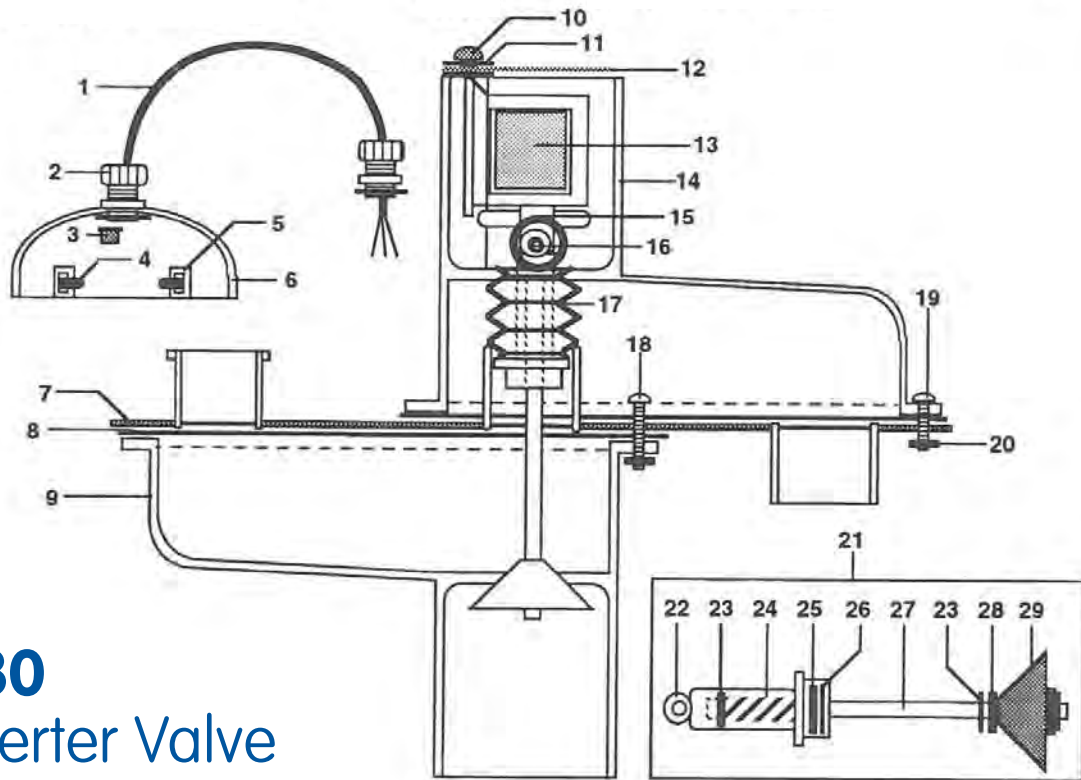
81750174

9740, 9740-240

Parts List

| ITEM | DESCRIPTION | PART # |
|------|---|----------|
| 1 | WATER VALVE - 120VAC | 81750094 |
| | WATER VALVE - 240 VAC | |
| 2 | SS HOSE CLAMP - 1/2" | |
| 3 | REINFORCED RUBBER TUBING - 1/2"ID X 12" LONG | |
| 4 | REINFORCED RUBBER TUBING - 1/2"ID X 6-1/2" LONG | |
| 5 | PLASTIC NUT - GREEN | |
| 6 | DETERGENT JAR TOP ASSEMBLY | |
| 7 | MOUNTING BRACKET | |
| 8 | SS SCREW - PHILLIPS HEAD - 8-32 X 1 1/2" LONG | |
| 9 | TERMINAL BOARD - 6 POS. | |
| 10 | SNAP BUSHING (1-1/2" HOLE) | |
| 11 | MOUNTING BRACKET | |
| 12 | SS SCREW - PHILLIPS HEAD - 10-32 X 3/8" LONG | |
| 13 | RETENSION WASHER | |
| 14 | SHEET METAL CLIP NUT | |
| 15 | COIL - 110 VAC | 81510028 |
| | COIL - 240 VAC | 81750132 |
| 16 | SINGLE WATER VALVE - 120VAC | 81750071 |
| | SINGLE WATER VALVE - 240VAC | 81750214 |

| ITEM | DESCRIPTION | PART # |
|------|--|----------|
| 17 | REINFORCED RUBBER TUBING - 1/2"ID X 7-1/2" LONG | |
| 18 | SS HEX NUT - 10-32 | |
| 19 | ACID OR SANITIZE JAR TOP ASSEMBLY | 81750118 |
| 20 | ELBOW - 3/8"NPT X 1/2" HOSE | |
| 21 | DETERGENT, ACID AND SANITIZE JAR | 81750089 |
| 22 | SS SEAL SCREW-PHILLIPS PAN HEAD - 10-24 X 1 1/2" LG | |
| 23 | CASE ASSEMBLY | |
| 24 | DETERGENT, ACID AND SANITIZE JAR GASKET | 81750087 |
| 25 | PLASTIC TUBING - 3/4"ID X 1"OD - 7-1/2" LONG | |
| 26 | REINFORCED RUBBER TUBING - 1/2"ID X 6" LONG | |
| 27 | RUN T-CHECK VALVE ASSY-1/2" HOSE X 3/8"NPT X 1/2" HOSE | |
| 28 | PLASTIC TUBING - 1/2"ID X 1/8" WALL - FT | |
| 29 | HOSE GASKET | |
| 30 | 3/8" I.S. PRESSURE HOSE - 4' LONG | |
| 31 | PRESSURE SWITCH BUSHING | |
| 32 | INPUT PLATE | |
| 33 | MIX "Y" HOSE | |
| | WATER VALVE REPAIR KIT (NOT SHOWN) | |



81750080

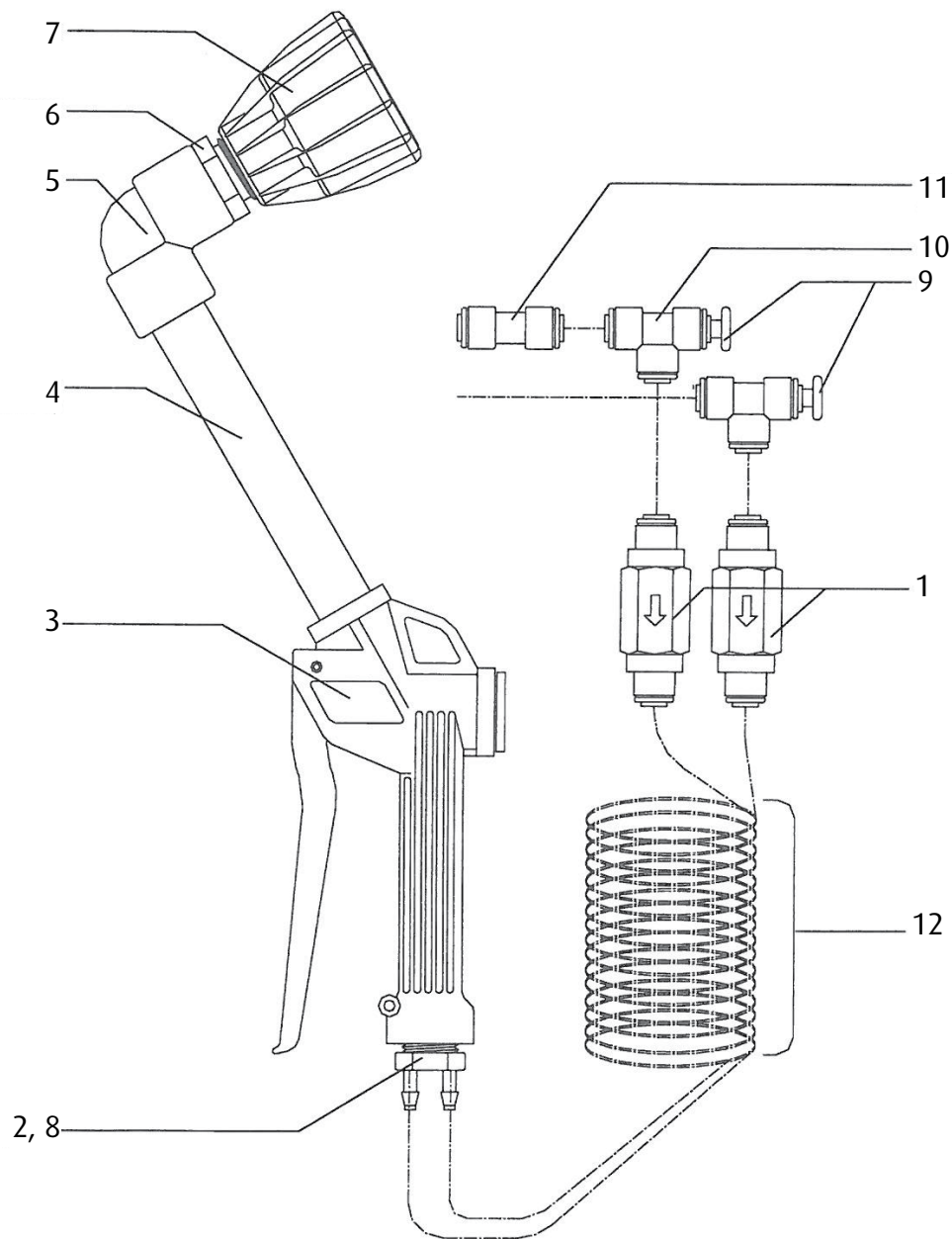
7540 Diverter Valve

Parts List

| ITEM | DESCRIPTION | PART # |
|------|--------------------------------------|----------|
| 1 | CABLE | |
| 2 | WATERTITE CONNECTION (2 REQUIRED) | |
| 3 | HOLE PLUG | |
| 4 | SCREW - 10-24 X 5/8" (3 REQUIRED) | |
| 5 | SPEED NUT (3 REQUIRED) | |
| 6 | COVER | 81750054 |
| 7 | PLATE ASSEMBLY | |
| 8 | GASKET (2 REQUIRED) | 81750053 |
| 9 | LOWER HOUSING | 81750061 |
| 10 | HI/LOW SCREW #10 X 5/8" (2 REQUIRED) | |
| 11 | WASHER #10 X 1/2" (4 REQUIRED) | |
| 12 | HEAT SHIELD | |
| 13 | SOLENOID 120VAC - 50-60HZ | 81750073 |
| | SOLENOID 240VAC - 60HZ | 81750074 |
| | SOLENOID 240VAC - 50HZ | |
| 14 | UPPER HOUSING | 81750052 |
| 15 | HOLE PLUG (2 REQUIRED) | |
| 16 | COTTER PIN - 1/8" X 1-1/4" | |

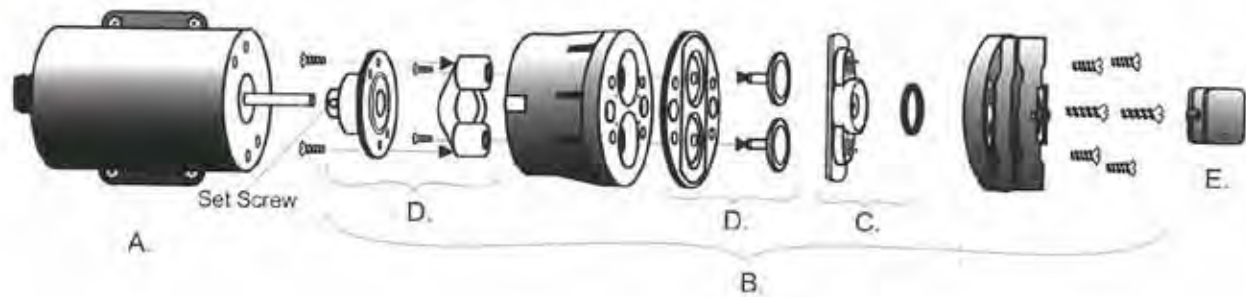
| ITEM | DESCRIPTION | PART # |
|------|--|----------|
| 17 | BELLOWS | 81750113 |
| 18 | SCREW - 10-32 X 3/4" (11 REQUIRED) | |
| 19 | SCREW - 10-32 X 1/2" (8 REQUIRED) | |
| 20 | NUT - 10-32 (19 REQUIRED) | |
| 21 | STOPPER ROD ASSEMBLY | 81750060 |
| 22 | BUSHING | 81750055 |
| 23 | EXT. RETAINING RING (3 REQUIRED) | |
| 24 | SPRING | |
| 25 | SPACER WASHER | 81750056 |
| 26 | INT. RETAINING RING | 81750057 |
| 27 | STOPPER ROD | |
| 28 | WASHER (2 REQUIRED) | |
| 29 | STOPPER PLUG | |
| 30 | SCREW - 6-32 (NOT SHOWN) | |
| 31 | NUT - 6-32 (NOT SHOWN) | |
| 32 | METAL SCREW #10 X 3/4" (3 REQUIRED, NOT SHOWN) | |
| 33 | PLASTIC CLAMP (3 REQUIRED, NOT SHOWN) | |

Foamer Gun - Foam-It



- 1) 81330065 Check Valve-1/4"
- 2) 81700068 Manifold-plastic-NLA
- 3) 81700074 Trigger assembly
- 4) 81700075 Outlet tube
- 5) 81700066 Elbow
- 6) 81700059 Adapter
- 7) 81700065 Cup
- 8) 81700069 Manifold-SS
- 9) 81330017 Plug-1/4"

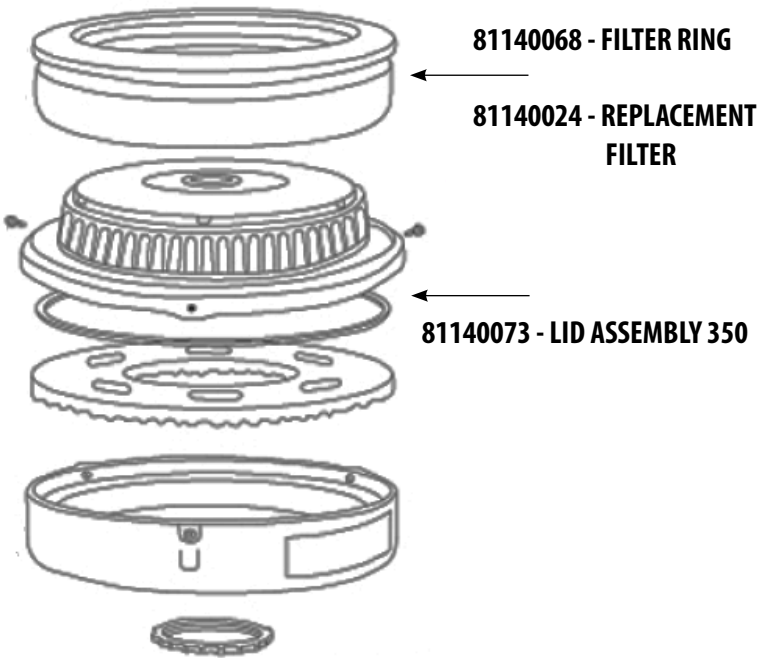
- 10) 81330024 Tee-1/4"
- 11) 81330193 Union-1/4"
- 12) 81700063 Twin coil-12'
- 81700064 Twin coil-25'
- 81700100 Packing
- 81700130 Gun assembly
- 81700129 Drop assembly (includes gun, twin coil, check valves, tees, and plugs)



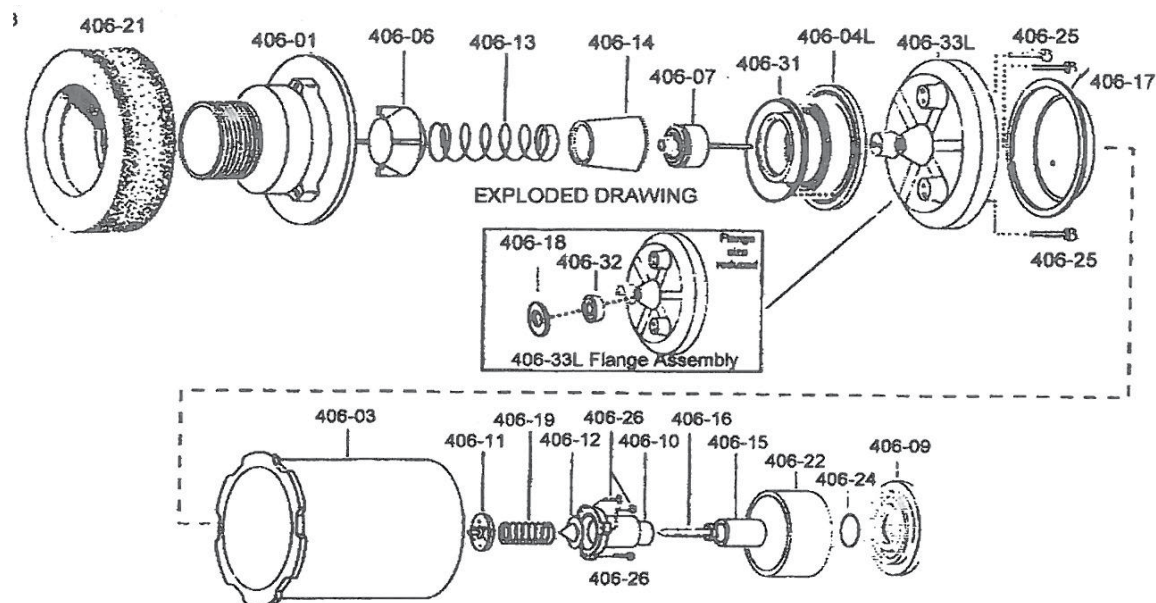
81700170
SprayMATE
Pump & Motor

| ITEM | PART NUMBER | DESCRIPTION |
|------|-------------|---------------------------|
| | 81700170 | Compleat pump and motor |
| A | 81700188 | Motor |
| B | n/a | Pump assembly |
| C | 81700186 | Check valve |
| D | 81700187 | Cam bearing/diaphragm kit |
| E | 81700185 | Pressure switch |

Sentinel Peacekeeper
Replacement Parts

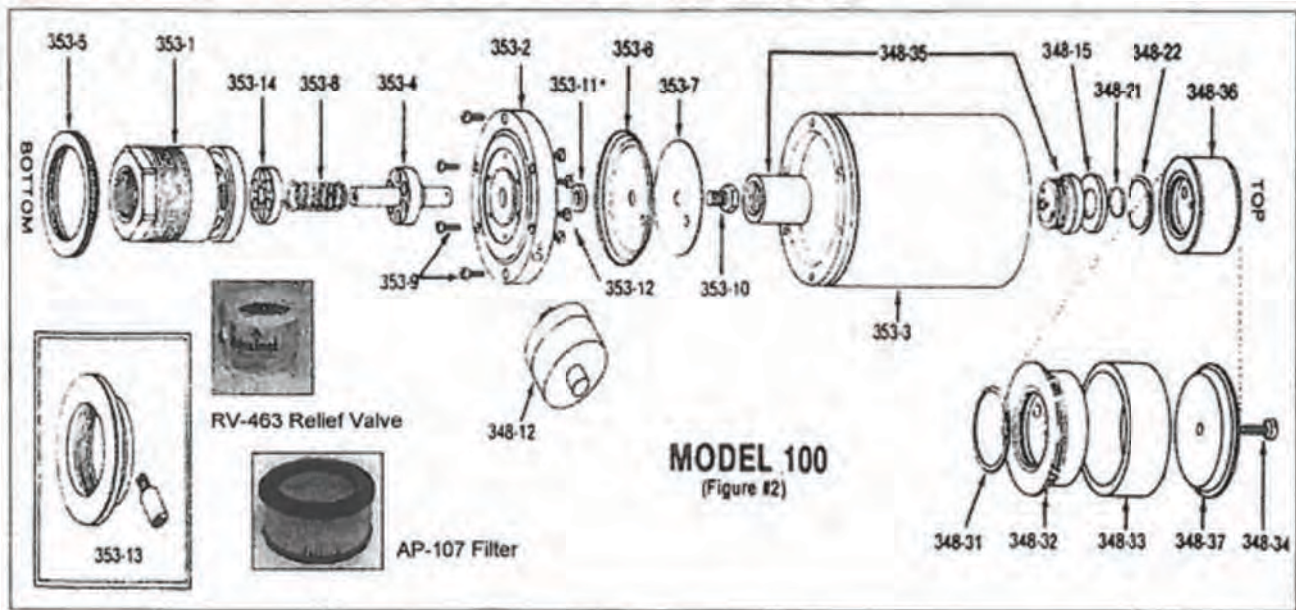


81140000 Vacuum Controller - Sentinel MKII



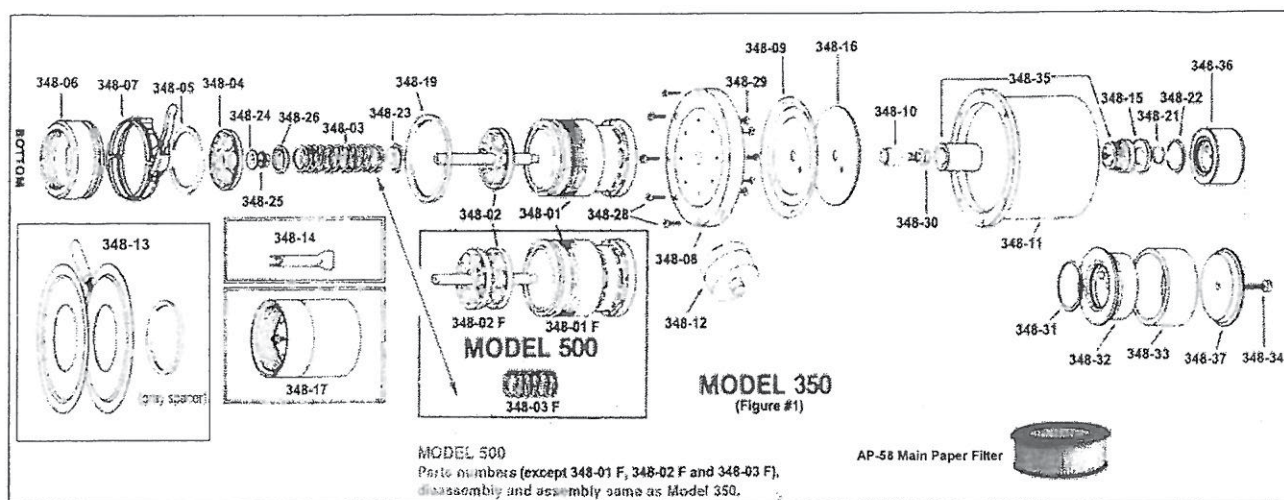
| | | |
|----------|---------|-------------------------------------|
| 81140037 | 406-01 | OUTLET BODY - MARK II SENTINEL |
| 81140017 | 406-03 | DOMES - MARK II SENTINEL |
| 81140029 | 406-04L | FLOW RING - MARK II SENTINEL |
| 81140041 | 406-06 | PLUG - MARK II SENTINEL |
| 81140045 | 406-07 | POPPET/PUSH PIN ASSMB-MARK II |
| 81140007 | 406-09 | CAP-FILTER-MARK II SENTINEL |
| 81140031 | 406-10 | HOUSING-ADJUSTER-MARK II SENTINEL |
| 81140013 | 406-11 | DIAPHRAGM-DOME REGULATOR-MARK |
| 81140065 | 406-12 | WOBBLE PLATE-MARK II SENTINEL |
| 81140009 | 406-13 | CLOSING SPRING-MARK II SENTINEL |
| 81140048 | 406-14 | ROLLING SEAL-MARK II SENTINEL |
| 81140034 | 406-15 | KNOB-ADJUSTING-MARK II SENTINEL |
| 81140050 | 406-16 | SCREW-ADJUSTING-MARK II SENTINEL |
| 81140011 | 406-17 | DIAPHRAGM ASSEMBLY-MARK II SENTINEL |
| 81140064 | 406-18* | WASHER-RETAINING-MARK II SENTINEL |
| 81140057 | 406-19 | SPRING-ADJUSTING-MARK II SENTINEL |
| 81140021 | 406-21 | FILTER-FOAM-AIR-MARK II SENTINEL |
| 81140026 | 406-22 | FILTER-TOP DOME-MARK II SENTINEL |
| 81140035 | 406-24 | O RING - MARK II SENTINEL |
| 81140051 | 406-25 | SCREW-FLANGE-MARK II SENTINEL |
| 81140049 | 406-26 | SCREW-ADJUSTER HOUSING-MARK II |
| 81140053 | 406-31 | SEAL-OUTLET-MARK II SENTINEL |
| 81140054 | 406-32* | SEAL - ROD - MARK II SENTINEL |
| 81140028 | 406-33L | FLANGE ASSEMBLY-MARK II SENTINEL |
| 81140033 | 406-100 | KIT-REBUILD-MARK II SENTINEL |
| | | *INCLUDED IN FLANGE ASSEMBLY |

81140001 Vacuum Controller - Sentinel 100



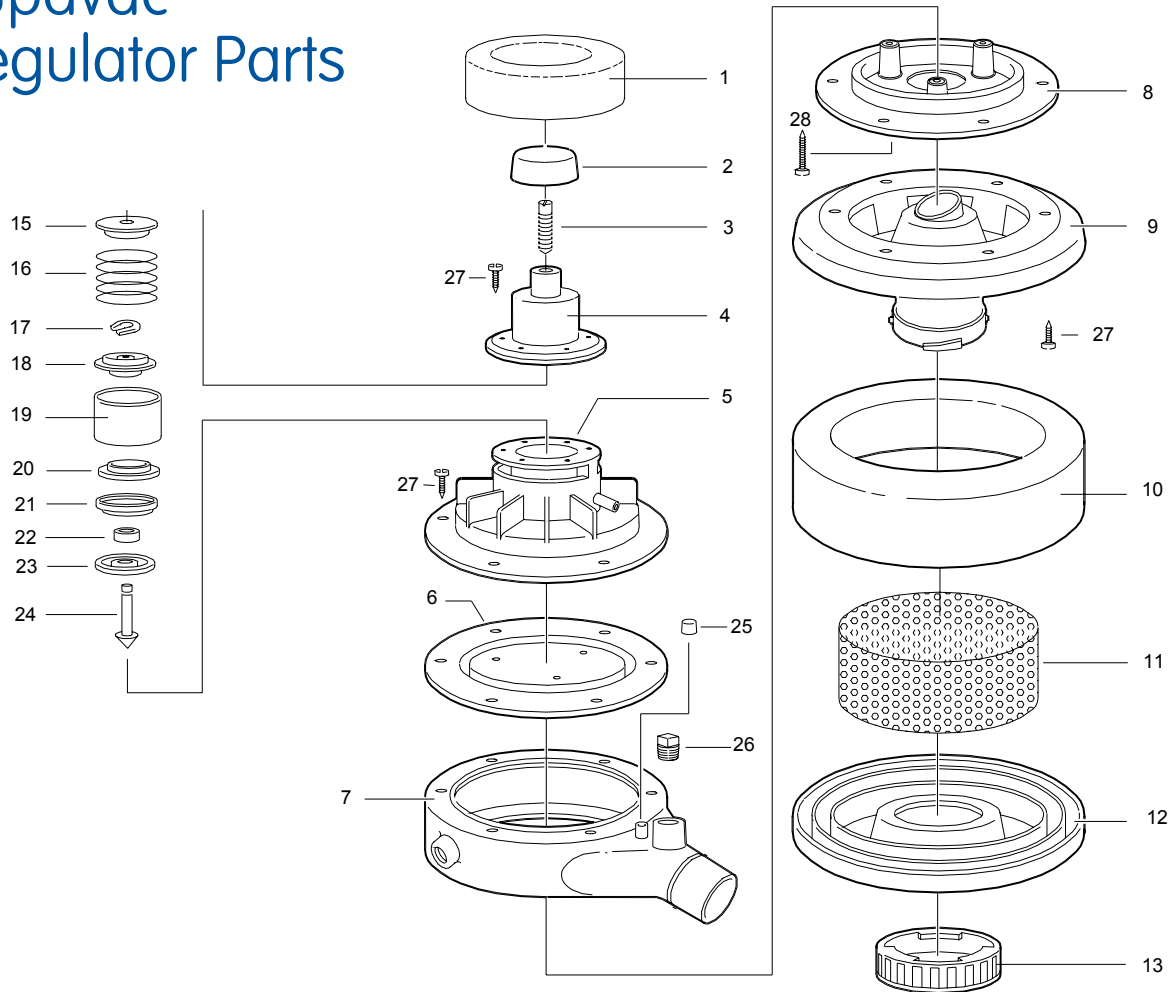
| | | |
|----------|--------|--------------------------------|
| 81140066 | 348-14 | WRENCH-SS ADJUSTING-MOD 350/50 |
| 81140027 | 348-15 | FILTER-TOP FELT-MODEL 350/500 |
| 81140055 | 348-21 | SNAP RING-LARGE TOP-MOD 350/50 |
| 81140056 | 348-22 | SNAP RING-SMALL TOP-MOD 350/50 |
| 81140052 | 348-29 | SCREWS (8-32 X 5/8)-FLANGE-MOD |
| 81140036 | 348-31 | O RING-TOP DOME FILTER-MOD 350 |
| 81140019 | 348-33 | FILTER-DOME- W/FELT-MOD 350/50 |
| 81140025 | 348-36 | FILTER-TOP DOME-CMPLT-MOD 350/ |
| 81140042 | 353-4 | POPPET ASSMB-MODEL 100 SENTINE |
| 81140014 | 353-6 | DIAPHRAGM - MODEL 100 SENTINEL |
| 81140022 | AP-107 | FILTER-AIR-MODEL 100 SENTINEL |

8114000-81140003 Vacuum Controller - Sentinel 350-500



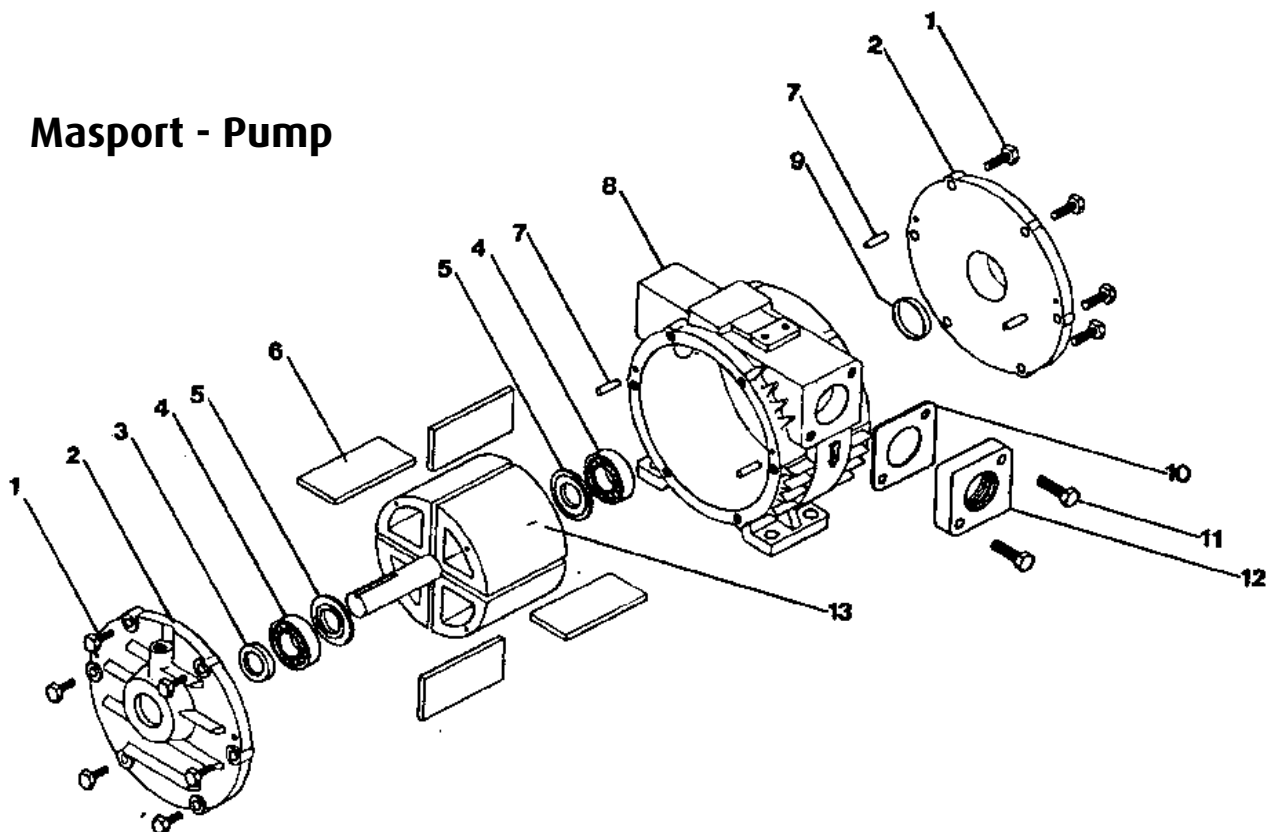
| | | |
|----------|-----------|--------------------------------|
| 81140006 | 348-01 | BODY - MODEL 350 SENTINEL |
| 81140043 | 348-02 | POPPET ASSMB-MODEL 350 SENTINE |
| 81140044 | 348-02F | POPPET ASSMB-MODEL 500-SENTINE |
| 81140059 | 348-03 | SPRING - MODEL 100 SENTINEL |
| 81140060 | 348-03F | SPRING - MODEL 500 - SENTINEL |
| 81140032 | 348-06 | INLET ADAPTER-MODEL 350/500 SE |
| 81140008 | 348-07 | CLAMP-QUICK DISCONNECT-MOD 350 |
| 81140012 | 348-09 | DIAPHRAGM ASSMB-MOD 350/500 SE |
| 81140018 | 348-11 | DOME - MODEL 350/500 SENTINEL |
| 81140066 | 348-14 | WRENCH-SS ADJUSTING-MOD 350/50 |
| 81140027 | 348-15 | FILTER-TOP FELT-MODEL 350/500 |
| 81140047 | 348-19 | RING-FILTER RETAINING-MOD 350/ |
| 81140055 | 348-21 | SNAP RING-LARGE TOP-MOD 350/50 |
| 81140056 | 348-22 | SNAP RING-SMALL TOP-MOD 350/50 |
| 81140030 | 348-23 | GUIDE-SPRING-MODEL 350/500 SEN |
| 81140010 | 348-24 | DAMPING COLLAR-MODEL 350/500 S |
| 81140058 | 348-25 | SPRING-DAMPING COLLAR-MOD 350/ |
| 81140046 | 348-26 | RETAINER-DAMPING COLLAR-MOD 35 |
| 81140052 | 348-29 | SCREWS (8-32 X 5/8)-FLANGE-MOD |
| 81140036 | 348-31 | O RING-TOP DOME FILTER-MOD 350 |
| 81140019 | 348-33 | FILTER-DOME- W/FELT-MOD 350/50 |
| 81140004 | 348-35 | ANEROID ASSMB CMPLT-MOD 100/35 |
| 81140025 | 348-36 | FILTER-TOP DOME-CMPLT-MOD 350/ |
| 81140023 | AP-58 | FILTER-AIR-MODEL 350 SENTINEL |
| 81140069 | Not Shown | PRE FILTER-350 & 500 SENTINEL |

Supavac Regulator Parts



| No. | Part No. | Description | No. | Part No. | Description |
|-----|----------|------------------------------|-----|----------|-------------------------|
| 1 | 37140500 | Sponge Filter - Pilot | 13 | 37140218 | Filter Retaining Ring |
| 2 | 37174502 | Cap | 14 | 37140503 | O-ring - Pilot Body |
| 3 | 37140601 | Grub Screw - M6 x 25 S/S | 15 | 37140210 | Pilot Spring Follower |
| 4 | 37140222 | Body - Pilot | 16 | 37140700 | Pilot Spring |
| 5 | 37140102 | Body - Lower Pilot | 17 | 37140208 | Circlip |
| 6 | 37140226 | Diaphragm - Upper | 18 | 37140209 | Pilot Spring Seat |
| 7 | 37140111 | Body with Bolts | 19 | 37140201 | Sleeve |
| | 37140107 | Body - 38 mm Sleeve | 20 | 37140224 | Diaphragm - Upper Pilot |
| | 37140105 | Body - 1½" BSP | 21 | 37140202 | Spacer - 1st |
| | 37140109 | Body - 1½" NPT | 22 | 37140212 | Spacer - 2nd |
| | 37140108 | Body - 1" BSP | 23 | 37140225 | Diaphragm - Lower Pilot |
| 8 | 37140227 | Diaphragm - Lower | 24 | 37140206 | Pilot Valve |
| 9 | 37140101 | Filter Housing - Centre | 25 | 37140513 | Cap - Nipple |
| 10 | 37140521 | Sponge Filter - Main | 26 | 37140506 | Plug - 3/8" BSP Plastic |
| 11 | 37140528 | Strip - Alloy | 27 | 37140606 | Screw - 6g x 5/8" S/S |
| 12 | 37140221 | Cover - Lower Filter Housing | 28 | 37140600 | Screw - 6g x 1 ¼" S/S |

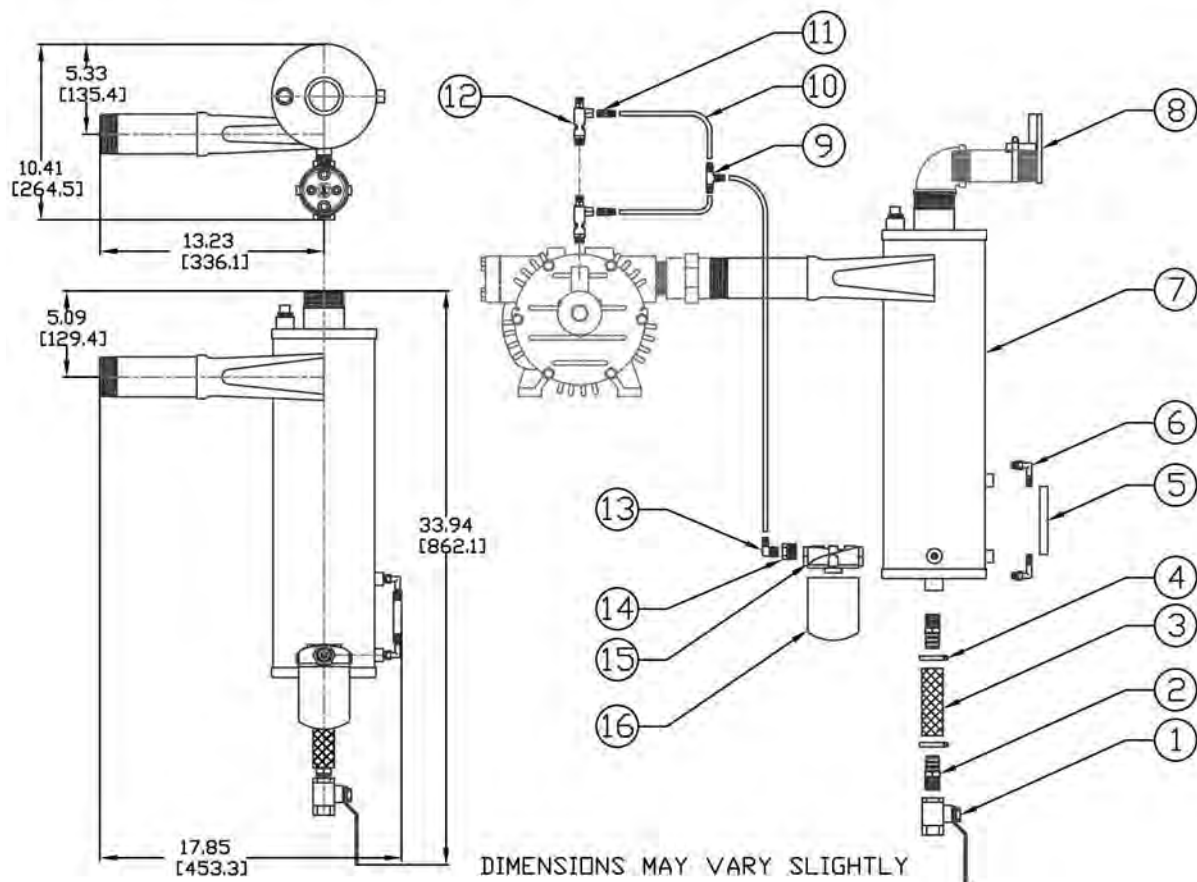
Masport - Pump



| ITEM | DESCRIPTION | M1 | M2 | M3 | M4 | M5 | M7.5 | M15 |
|------|--|----|----------|----------|----------|----------|----------|----------|
| 1 | END COVER BOLT | | | | | | | |
| 2 | END COVER | | | | | 81100116 | 81100116 | |
| 3 | OIL SEAL | | 81100053 | 81100053 | | 81100054 | 81100054 | 81100052 |
| 4 | BEARING | | 81100037 | 81100037 | | 81100034 | 81100034 | 81100036 |
| 5 | BEARING SPACER | | 81100132 | 81100132 | | 81100034 | 81100034 | |
| 6 | VANES (4PACK) | | 81100111 | 81100027 | 81100028 | 81100029 | 81100030 | 81100026 |
| 7 | DOWEL PIN | | | | | 81100048 | 81100048 | 81100048 |
| | CYLINDER | | | | | | | |
| 8 | END COVER PLUG (42 mm OD) | | | | | 81100049 | 81100049 | |
| 9 | END COVER PLUG (40 mm OD) | | | | | | | |
| 10 | FLANGE GASKET | | | | 81100045 | 81100045 | 81100045 | |
| 11 | FLANGE BOLT | | | | 81100048 | 81100048 | 81100048 | |
| 12 | FLANGE | | | | 81100040 | 81100040 | 81100040 | |
| 13 | ROTOR ASSEMBLY (INCLUDES 4 & 5) | | | | | | | |
| 14 | END COVER GASKET (PINK/BLUE .002") | | | | | 81100042 | 81100042 | 81100042 |
| 14 | END COVER GASKET (YELLOW/GREEN .003") | | | 81100043 | | 81100044 | 81100044 | 81100044 |
| 15 | SHAFT CAP - NOT SHOWN | | 81100109 | 81100109 | 81100110 | 81100110 | 81100110 | |
| 16 | SHAFT CAP BOLT - NOT SHOWN | | | | | | | |
| 17 | END COVER "O" RING (M4 ONLY) - NOT SHOWN | | | | | | | |

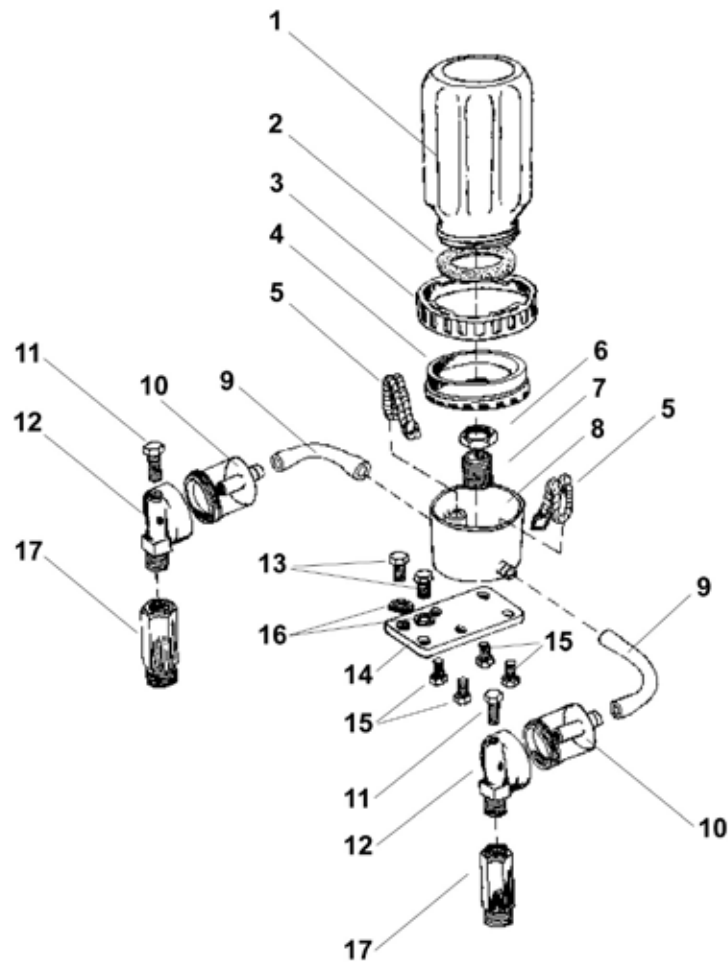
Masport - Oil Reclaimer

INLET AND OUTLET ARE 2" TAPER NPT



| item # | description | WMS part # |
|--------|-------------------------------------|------------|
| 1 | Ball Valve | |
| 2 | Barbed Fitting 1/2" NPT X 3/4" Hose | |
| 3 | 3/4" Braided Tubing - 4" | |
| 4 | #12 Hose Clamp | |
| 5 | 1/2" Vinyl Tubing | |
| 6 | Elbow - 1/8"NPT X 1/4" Hose | |
| 7 | Body | |
| 8 | Exhaust Flapper Assembly | 81150016 |
| 9 | Tee - 1/4" Union | 81150021 |
| 10 | Tubing - 1/4" Poly | 81150031 |
| 11 | Adapter - 1/8" NPT X 1/4" Tubing | 81150005 |
| 12 | Adjustable Dripper Assembly | 81150002 |
| 13 | Elbow - 1/4" NPT X 1/4" Tubing | 81150012 |
| 14 | Bushing - 1/2" NPT X 1/4" NPT | |
| 15 | Filter Head | 81150013 |
| 16 | Oil Filter | 81150014 |
| NS | Sleeve - Compression - 1/4" Tubing | 81150030 |

Masport - Oiler



| item # | description | M1 | M2 | M3 | M5 | M7.5 | M15 |
|--------|-----------------|----------|----------|----------|----------|----------|----------|
| 1 | Oil Bottle | 81150010 | 81150010 | 81150010 | 81150010 | 81150010 | 8110010 |
| 2 | Gasket | | | | | | |
| 3 | lock ring | | | | | | |
| 4 | Bottle Cap | | | | | | |
| 5 | Wick | 81150022 | 81150022 | 81150022 | 81150023 | 81150023 | 81150023 |
| 6 | Lock Nut | | | | | | |
| 7 | Spout | | | | | | |
| 8 | Bowl | 81150009 | 81150009 | 81150009 | 81150009 | 81150009 | 81150009 |
| 9 | Oil Tube | | | | | | |
| 10 | Sight Glass | 81150003 | 81150003 | 81150003 | 81150003 | 81150003 | 81150003 |
| 11 | Screw | | | | | | |
| 12 | Flow Meter Base | 81150008 | 81150008 | 81150008 | 81150008 | 81150008 | 81150008 |
| 13 | Bolt | | | | | | |
| 14 | Mounting Plate | | | | | | |
| 15 | Screw | | | | | | |
| 16 | Lockwasher | | | | | | |
| 17 | Adapter | 81150007 | 81150007 | 81150007 | 81150007 | 81150007 | 81150007 |

RETURN AUTHORIZATION FORM



| | | | |
|-----------|--|---|--|
| DATE: | | RMA NUMBER ISSUED: | |
| CUSTOMER: | | CUSTOMER NUMBER: | |
| STREET: | | PLEASE MAKE COPIES OF THIS ORIGINAL FORM TO COMPLETE AND SEND WITH EACH RETURN | |
| CITY: | | | |
| STATE: | | | |
| ZIP: | | | |

In order that we may handle your returned merchandise more quickly and efficiently, please complete and return this form with ALL merchandise you are returning. Failure to enclose this form with ALL returns will delay processing of credit until received.
ALL RETURNS WILL BE SUBJECT TO A RESTOCKING CHARGE

| ITEM NUMBER | QTY | DESCRIPTION | ORIG INVOICE # | USED? | REPAIR? | COST | TOTAL |
|--|-----|-------------|----------------|-------|---------|----------------------|-------|
| | | | | | | | |
| | | | | | | | |
| | | | | | | | |
| | | | | | | | |
| | | | | | | | |
| | | | | | | | |
| | | | | | | | |
| | | | | | | | |
| | | | | | | | |
| | | | | | | | |
| | | | | | | | |
| NOTES: _____ _____ _____ _____ _____ | | | | | | SUB-TOTAL | |
| | | | | | | SHIPPING | |
| | | | | | | _____% RESTOCKING | |
| | | | | | | TOTAL CREDIT | |



ORDER/QUOTE FORM



| | |
|-------|--------------|
| DATE: | SALESPERSON: |
|-------|--------------|

| | | | |
|-----------|---|--------|------|
| CUSTOMER: | <input type="checkbox"/> SAME <input type="checkbox"/> SHIP TO: | | |
| | | | |
| STREET: | STREET: | | |
| CITY: | CITY: | | |
| STATE: | ZIP: | STATE: | ZIP: |

| | |
|----------------|-------------------|
| CUSTOMER #: | PURCHASE ORDER #: |
| SALES ORDER #: | SHIP VIA: |

| ITEM NUMBER | QUANTITY | DESCRIPTION | COST | TOTAL |
|---|----------|-------------|-----------|-------|
| | | | | |
| | | | | |
| | | | | |
| | | | | |
| | | | | |
| | | | | |
| | | | | |
| | | | | |
| | | | | |
| | | | | |
| | | | | |
| | | | | |
| NOTES: _____ _____ _____ _____ | | | SUB-TOTAL | |
| | | | SHIPPING | |
| | | | TOTAL | |

Customer Satisfaction is How We Measure Our Success

At Waikato Milking Systems USA we are customer driven. We strive to supply you, our customer, with the highest quality products at the most affordable price possible. We also understand that those orders need to ship to you in a timely manner so our aim is to ship each order as quickly and accurately as possible by the most economical means available.

Return Policy:

- Items may be subject to a re-stocking charge if not returned within 90 days from date of purchase.
- A completed Returned Goods form **MUST** accompany all items being returned to Waikato Milking Systems.
- Any items returned without a completed form may be subject to a re-stocking charge.
- All returns should be sent pre-paid and should be in new, original and saleable condition.
- All custom manufactured, special order and "as is" items are not returnable.
- Waikato Milking Systems does not warranty freight or labor charges.

Minimum Order Policy:

Simply stated, there isn't one! Don't get me wrong, we like to see those big orders as well but we understand that you just shouldn't have to buy a bunch of product you don't need just to get that very important repair part you do need.

Shipping:

Orders without shipping instructions will be shipped via the most economical means as determined by Waikato. Upon request, we can ship your orders to any of your store locations or directly to your customer.

Terms:

Our standard billing terms are 2% 10 NET 30 unless otherwise stated or agreed upon. There is a 1-1/2% per month service charge assessed to all account balances over 30 days.

Billing:

- All invoicing and prices are in U.S. dollars.
- All pricing is subject to change without notice.
- We reserve the right to hold orders for advance payment.
- Accounts not paid within standard terms may be subject to a monthly service charge of 1.5%
- Customer is responsible for any service charges incurred on accounts which must be turned over for collection.

Warranty:

- Waikato extends only the original manufacturer's warranty for a product.
- Rubber products, hose, paper, cloth, liners, glass and plastic parts carry no warranty.
- Waikato is not responsible or obligated to pay for labor, loss of product, transportation charges or cost related to defective installation.
- Waikato assumes no liability for direct, indirect or consequential damages.

INDEX

A

| | |
|-------------------|-------|
| Adapters, SS | 17-19 |
| Agitators | 32 |
| Air Fittings | 60-61 |
| Air Injectors | 35 |
| Air Tubes | 53 |
| Ambic | 70-71 |
| Arm, Hose Support | 55 |

B

| | |
|----------------------------|----|
| Balance Tank, Repair Parts | 11 |
| Balance Tanks | 11 |
| Basement Ports | 55 |
| Belts, Vacuum Pump | 8 |
| Bends, Moisture Trap | 42 |
| Brooms & Brushes | 40 |
| Buckets, Milker | 59 |
| Buffer Tanks | 37 |

C

| | |
|------------------------|-------|
| Chart Recorders | 32 |
| Check Valve, PVC/Brass | 12 |
| Clamps, Tri Clover | 16 |
| Claw Parts | 51-54 |
| Claws, Goat | 51 |
| Claws, Milking | 51-52 |
| Closure, Milk Inlet | 21 |
| Coolers, Plate | 25 |
| Couplings, Rubber | 5, 42 |
| Crowd Gate | 77 |

D

| | |
|----------------------|---------------|
| Detacher Parts | 84-85 |
| Detachers | 79-85 |
| Digimet | 12 |
| Dippers, Teat | 67-71 |
| Dippers, Thrifty | 70 |
| Dispensers, Chemical | 35-36, 66, 67 |
| Dispensers, Filter | 29 |
| Dispensers, Laundry | 65 |
| Dispensers, Towel | 29, 65 |
| Diverter Plugs | 47 |

| | |
|----------------------|------------|
| Diversers, Milk/Wash | 35, 47 |
| Drain Elbows | 18, 47 |
| Drain, Drip | 11 |
| Drain, Tank | 11, 31, 33 |
| Drum Pumps | 66 |

E

| | |
|---------------------|---------------|
| Elbows, Rubber | 47, 53, 85 |
| Elbows, SS | 17-19, 21, 30 |
| End Caps, SS | 19-20 |
| Epoxy, Floor & Wall | 72-73 |

F

| | |
|----------------------------|-------|
| Faucets | 38-39 |
| Ferrules, SS | 16-17 |
| Filter Assembly, Milk | 26-27 |
| Filter Screens, Vac Filter | 11 |
| Filters, Milk | 28 |
| Fittings, Air & Chemical | 60-61 |
| Fittings, SS | 15-23 |
| Floor Repair | 72-73 |
| Foamer, Teat | 68-71 |
| Foamer, Wall | 68 |

G

| | |
|--------------------------|----|
| Galvanized Pipe Fittings | 5 |
| Gaskets, Bevel Seat | 15 |
| Gaskets, Screen | 25 |
| Gaskets, Tri Clover | 15 |
| Gate Valves | 12 |
| Gate, Guillotine | 78 |
| Gloves, Milking | 66 |

H

| | |
|-----------------------|--------|
| Hangers, Milkline | 22, 43 |
| Heat Recovery | 34 |
| Hose Chutes | 29 |
| Hose Ports | 55 |
| Hose, Custom Transfer | 34 |
| Hose, High Pressure | 39 |
| Hose, Milk | 59 |
| Hose, Truck | 34, 59 |
| Hoses, Wash-up | 39 |

I

| | |
|------------------|----|
| Inflations | 53 |
| Inlets, Clamp-on | 21 |

J

| | |
|----------------|-------|
| Jetter Cups | 57 |
| Jetter Washers | 56-57 |

K

| | |
|-----------|----|
| Kick Stop | 66 |
|-----------|----|

L

| | |
|---------------------|----|
| Leg Bands | 66 |
| Level Control | 42 |
| Lids, Bucket | 59 |
| Limit Switch | 35 |
| Liners | 53 |
| Lubricant, Sanitary | 9 |

M

| | |
|------------------------|--------|
| Mats, Comfort-Plus | 73 |
| Mats, EVA | 73 |
| Meter, Load-Out | 34 |
| Meter, Milk | 87-88 |
| Milk Meter Accessories | 86 |
| Milk Sampler | 59, 88 |
| Milk Valves | 21 |
| Motors, Milk Pump | 44-45 |
| Motors, Vacuum Pump | 10 |

N

| | |
|----------------------|--------|
| Nipples, SS Clamp-on | 21 |
| Nipples, SS, Weld | 21 |
| Nozzles, High Volume | 39 |
| Nozzles, Spray | 39 |
| Nut, SS | 20, 32 |

O

| | |
|--------------------------|-----|
| Oil, Grease, Lubrication | 9 |
| Oiler, Vacuum Pump | 8 |
| Order Form | 128 |

Efficiency through innovation. Proven.



4285 Capital Circle, Suite 100
Janesville, WI 53546

www.WaikatoMilking.com

T (608)314 0782 • F (608)314 0799
Toll free (866) 648 6455

INDEX

P

| | |
|------------------------|----------|
| Paint, Milkhouse | 72 |
| Parlors, Herringbone | 76 |
| Parlors, Parabone | 76 |
| Parlors, Parallel | 75 |
| Peristaltic Pump Tubes | 36, 67 |
| Plugs, Inflation | 53 |
| Probes, Receiver Jar | 42 |
| Pulley Kits | 5 |
| Pulleys & Bushings | 8 |
| Pulsation Accessories | 62-64 |
| Pulsators | 62-63 |
| Pump Cleaner | 9 |
| Pumps, Drum | 66 |
| Pumps, Milk | 45-46 |
| Pumps, Vacuum | 3-4, 6-7 |

Q

| | |
|----------------|----|
| Quarter Milker | 69 |
|----------------|----|

R

| | |
|---------------------------|------------|
| Receiver Jar Accessories | 41-47 |
| Receiver Jars | 41, 43, 74 |
| Reducers, Milk Hose | 21, 54 |
| Reducers, SS | 20 |
| Relief Valve, Vacuum | 12 |
| Restrictors | 47, 56 |
| Return Authorization Form | 127 |
| RJB | 69 |
| Rod, SS | 22 |

S

| | |
|----------------------|------------|
| Sampler | 27, 34, 88 |
| Seals, Milk Pump | 66 |
| Shells, Milker | 51 |
| Shutoffs, Milk Hose | 54 |
| Silencers | 5 |
| Sink Legs & Brackets | 38 |
| Sink, Hand Wash | 38 |
| Sink, Wash | 38 |
| SpeedSampler | 88 |

| | |
|----------------------------|-------|
| Spigot | 66 |
| Sprayballs | 37 |
| Sprayers, Teat | 67-71 |
| Stainless Steel Tubing | 15 |
| Stallcocks | 63 |
| Stands, Milk Pump/Receiver | 41 |
| Stands, Vacuum Pump | 4 |
| Stool, Milking | 66 |
| SwingArms | 82 |

T

| | |
|------------------------------|-------|
| Tees, SS | 18 |
| Term & Conditions | 129 |
| Thermometers | 32 |
| Thermowell | 32 |
| Tools | 23 |
| Towels, Paper | 65 |
| Trap, Sanitary Moisture | 42-43 |
| Tubing, Air/Chemical | 61 |
| Tubing, Milk/Pulsation | 58 |
| Tubing, SS, Square/Rectangle | 22 |

U

| | |
|-------------|----|
| U-Bends, SS | 17 |
|-------------|----|

V

| | |
|-------------------------|----------|
| Vacuum Gauges | 12 |
| Vacuum Pre-Filter | 11 |
| Vacuum Pump Parts | 4-5, 7-8 |
| Vacuum Pumps | 3-4, 6-7 |
| Vacuum Regulators | 13 |
| Valves, Air Actuated | 48-50 |
| Valves, Air Pinch | 54 |
| Valves, Air-Blow | 49 |
| Valves, Ball | 49 |
| Valves, Bulk Tank | 32, 48 |
| Valves, Minidisc | 50 |
| Valves, Motorized Drain | 33 |
| Valves, PVA | 50 |
| Valves, SS Ball Check | 49 |
| Valves, SS Butterfly | 48 |
| Valves, SV | 50 |

| | |
|-----------------------|--------|
| Valves, Vacuum Drain | 47 |
| Valves, Y-Check | 49 |
| Vanberg Coatings | 72-73 |
| Variable Speed Drives | 10, 44 |
| Vats, Milk/Wash | 37 |

W, X, Y, Z

| | |
|-----------------------|--------|
| Wall Flange | 23 |
| Wash Vats Horizontal | 38 |
| Wash Vats, Vertical | 37 |
| Washers, Bulk Tank | 30 |
| Washers, Pipeline | 35-36 |
| Washers, Repair Parts | 30-36 |
| Water Meter | 67 |
| Wench, Bulk Tank | 23 |
| Wrench, Drum | 23, 66 |



Waikato Milking Systems USA Limited
4285 Capital Circle, Ste 100 • Janesville, WI 53546
P: (608) 314.0782 • F: (608) 314.0799
Toll Free: (866) 648.6455 • waikatomilking.com